

# MAP 2012 Male






























68

## Individual - Air Rally

COMPETITORS		TIME		FAULTS					POINTS
		Prev time	Real time	Distance	Sector	Heading	Angle	Altitude	Total
	<b>NORDLANDER Magnus</b> SWE	<i>Dep:</i> 15:25:00.0	15:24:59.0						1000
<b>Total Points:</b>		<i>Checkpoint (1)</i> 15:36:37.0	15:36:34.0	23	<input type="checkbox"/>	<input type="checkbox"/>	<input type="checkbox"/>	<input type="checkbox"/>	1000
<b>3980</b>		<i>Checkpoint (2)</i> 15:44:20.0	15:44:22.0	10	<input type="checkbox"/>	<input type="checkbox"/>	<input type="checkbox"/>	<input type="checkbox"/>	1000
		<i>Checkpoint (3)</i> 16:02:00.0	16:01:59.3		<input type="checkbox"/>	<input type="checkbox"/>	<input type="checkbox"/>	<input type="checkbox"/>	980
	<b>LUUKKANEN, Mikko</b> FIN	<i>Dep:</i> 14:00:00.0	14:00:00.0						1000
<b>Total Points:</b>		<i>Checkpoint (1)</i> 14:12:55.0	14:12:52.0	565	<input checked="" type="checkbox"/>	<input type="checkbox"/>	<input type="checkbox"/>	<input type="checkbox"/>	0
<b>2750</b>		<i>Checkpoint (2)</i> 14:20:00.0	14:19:55.0	120	<input type="checkbox"/>	<input type="checkbox"/>	<input type="checkbox"/>	<input type="checkbox"/>	750
		<i>Checkpoint (3)</i> 14:37:00.0	14:36:59.7		<input type="checkbox"/>	<input type="checkbox"/>	<input type="checkbox"/>	<input type="checkbox"/>	1000
	<b>Garcia-Miguel, Alvaro</b> SPA	<i>Dep:</i> 13:40:00.0	13:40:00.0						1000
<b>Total Points:</b>		<i>Checkpoint (1)</i> 13:51:05.0	13:50:57.7	470	<input type="checkbox"/>	<input type="checkbox"/>	<input type="checkbox"/>	<input type="checkbox"/>	375
<b>2355</b>		<i>Checkpoint (2)</i> 13:58:40.0	13:58:35.0	620	<input checked="" type="checkbox"/>	<input checked="" type="checkbox"/>	<input type="checkbox"/>	<input type="checkbox"/>	0
		<i>Checkpoint (3)</i> 14:17:00.0	14:16:59.3		<input type="checkbox"/>	<input type="checkbox"/>	<input type="checkbox"/>	<input type="checkbox"/>	980
	<b>XAVIER, Bruno</b> BRA	<i>Dep:</i> 12:25:00.0	12:25:01.0						1000
<b>Total Points:</b>		<i>Checkpoint (1)</i> 12:37:05.0	12:37:16.0	150	<input type="checkbox"/>	<input type="checkbox"/>	<input type="checkbox"/>	<input type="checkbox"/>	375
<b>2345</b>		<i>Checkpoint (2)</i> 12:44:35.0	12:44:08.0	60	<input checked="" type="checkbox"/>	<input type="checkbox"/>	<input type="checkbox"/>	<input type="checkbox"/>	0
		<i>Checkpoint (3)</i> 13:02:00.0	13:02:00.8		<input type="checkbox"/>	<input type="checkbox"/>	<input type="checkbox"/>	<input type="checkbox"/>	970
	<b>SAJBAN, Miroslav</b> CZE	<i>Dep:</i> 13:50:00.0	13:49:57.0						1000
<b>Total Points:</b>		<i>Checkpoint (1)</i> 14:02:00.0	14:01:48.0	415	<input type="checkbox"/>	<input type="checkbox"/>	<input type="checkbox"/>	<input type="checkbox"/>	250
<b>2230</b>		<i>Checkpoint (2)</i> 14:10:00.0	00:00:00.0	0	<input checked="" type="checkbox"/>	<input checked="" type="checkbox"/>	<input type="checkbox"/>	<input type="checkbox"/>	0
		<i>Checkpoint (3)</i> 14:27:00.0	14:26:59.3		<input type="checkbox"/>	<input type="checkbox"/>	<input type="checkbox"/>	<input type="checkbox"/>	980
	<b>ESEN, Gokhan</b> TUR	<i>Dep:</i> 12:05:00.0	12:05:00.0						1000
<b>Total Points:</b>		<i>Checkpoint (1)</i> 12:17:00.0	12:16:07.0	49	<input checked="" type="checkbox"/>	<input type="checkbox"/>	<input type="checkbox"/>	<input type="checkbox"/>	0
<b>1488</b>		<i>Checkpoint (2)</i> 12:25:00.0	12:24:09.0	0	<input checked="" type="checkbox"/>	<input type="checkbox"/>	<input type="checkbox"/>	<input type="checkbox"/>	0
		<i>Checkpoint (3)</i> 12:42:00.0	12:42:05.8		<input type="checkbox"/>	<input type="checkbox"/>	<input type="checkbox"/>	<input type="checkbox"/>	488
	<b>Rølvåg, Linn-Elise</b> NOR	<i>Dep:</i> 15:15:00.0	15:14:58.0						1000
<b>Total Points:</b>		<i>Checkpoint (1)</i> 15:26:35.0	15:26:41.0	850	<input checked="" type="checkbox"/>	<input type="checkbox"/>	<input type="checkbox"/>	<input type="checkbox"/>	0
<b>1477</b>		<i>Checkpoint (2)</i> 15:33:45.0	15:34:05.0	587	<input checked="" type="checkbox"/>	<input checked="" type="checkbox"/>	<input type="checkbox"/>	<input type="checkbox"/>	0
		<i>Checkpoint (3)</i> 15:52:00.0	15:52:06.9		<input type="checkbox"/>	<input type="checkbox"/>	<input type="checkbox"/>	<input type="checkbox"/>	477
	<b>VERA, Hector</b> ECU	<i>Dep:</i> 12:15:00.0	12:15:59.0						0
<b>Total Points:</b>		<i>Checkpoint (1)</i> 12:24:00.0	12:25:43.0	600	<input checked="" type="checkbox"/>	<input checked="" type="checkbox"/>	<input type="checkbox"/>	<input type="checkbox"/>	0
<b>290</b>		<i>Checkpoint (2)</i> 12:30:40.0	12:32:20.0	600	<input type="checkbox"/>	<input type="checkbox"/>	<input type="checkbox"/>	<input type="checkbox"/>	0
		<i>Checkpoint (3)</i> 12:52:00.0	12:51:34.4		<input type="checkbox"/>	<input type="checkbox"/>	<input type="checkbox"/>	<input type="checkbox"/>	290

**MAP 2012 Male**  
**2012 Trondheim Norway Male**

## *Individual Results - Shooting*

<i>Ord.</i>	<i>Competitor</i>		<i>Serie1</i>	<i>Serie2</i>	<i>Serie3</i>	<i>Serie4</i>	<i>Total</i>	<i>Points</i>
1	XAVIER, Rafael	 BRA	183	0	0	0	183	1132
2	VIHERSALO, Markku	 FIN	180	0	0	0	180	1096
3	BRITO, Frederico Ma	 BRA	180	0	0	0	180	1096
4	Rosenlund, Ville	 FIN	179	0	0	0	179	1084
5	KARAGÖL, Hami	 TUR	179	0	0	0	179	1084
6	LORENTZEN, Magnu	 NOR	178	0	0	0	178	1072
7	KARALI, Tuna	 TUR	172	0	0	0	172	1000
8	Sævik, Bjørn	 NOR	171	0	0	0	171	988
9	ESEN, Gokhan	 TUR	171	0	0	0	171	988
10	SILVA, Eduardo	 BRA	170	0	0	0	170	976
11	Lombach, Wilhelm	 SWE	170	0	0	0	170	976
13	RÖSOK, Sveinung	 NOR	169	0	0	0	169	964
12	SANDBERG, Frank	 NOR	169	0	0	0	169	964
15	Bonilla, Cervantes	 ECU	167	0	0	0	167	940
14	NORLANDER Magn	 SWE	167	0	0	0	167	940
16	GUNEY, Fatih Erçin	 TUR	165	0	0	0	165	916
17	ERIKSSON Jonas	 SWE	164	0	0	0	164	904
18	Guizado, Narea A. X.	 ECU	163	0	0	0	163	892
21	ARVIDSSON Johan	 SWE	162	0	0	0	162	880
20	MORAN, Pablo	 SPA	162	0	0	0	162	880
19	Navarreta, Edgar	 ECU	162	0	0	0	162	880
22	VERA, Hector	 ECU	160	0	0	0	160	856
23	PEREZ, Fernando	 SPA	159	0	0	0	159	844
24	Sabyan, Miroslav	 CZE	158	0	0	0	158	832
25	HLAVAC, Jakub	 CZE	156	0	0	0	156	808
26	GUERRERO, Pablo	 SPA	154	0	0	0	154	784
27	RAMOS, Jesus	 SPA	151	0	0	0	151	748
28	PERDIZA, Roberto	 BRA	149	0	0	0	149	724
29	PULLI, Matti	 FIN	145	0	0	0	145	676

MAP 2012 Male  
2012 Trondheim Norway Male

*Individual Results - Shooting*

<i>Ord.</i>	<i>Competitor</i>			<i>Serie1</i>	<i>Serie2</i>	<i>Serie3</i>	<i>Serie4</i>	<i>Total</i>	<i>Points</i>
30	HONKASALO, Mikko		FIN	140	0	0	0	140	616
31	MIEJOVSKY, Michal		CZE	137	0	0	0	137	580
32	BROM, Tomás		CZE	130	0	0	0	130	496

# MAP 2012 Male

2012 Trondheim Norway Male

## Individual Results - Swimming

Ideal Time: 65 Sec

Ord	Competitors	Country	Time	Total
1	VIHERSALO, Markku	 FIN	1 Min 00,8 Seg	1186,0
2	XAVIER, Rafael	 BRA	1 Min 04,2 Seg	1084,0
3	LORENTZEN, Magnus	 NOR	1 Min 04,5 Seg	1075,0
4	HONKASALO, Mikko	 FIN	1 Min 04,7 Seg	1069,0
5	PERDIZA, Roberto	 BRA	1 Min 05,1 Seg	1057,0
6	ARVIDSSON Johan	 SWE	1 Min 05,4 Seg	1048,0
7	Lombach, Wilhelm	 SWE	1 Min 05,6 Seg	1042,0
8	GUNEY, Fatih Erçin	 TUR	1 Min 05,9 Seg	1033,0
9	RÖSOK, Sveinung	 NOR	1 Min 06,5 Seg	1015,0
10	PULLI, Matti	 FIN	1 Min 07,0 Seg	1000,0
11	SANDBERG, Frank	 NOR	1 Min 07,4 Seg	988,0
12	BRITO, Frederico Machado	 BRA	1 Min 08,4 Seg	958,0
14	Sævik, Bjørn	 NOR	1 Min 09,1 Seg	937,0
13	SILVA, Eduardo	 BRA	1 Min 09,1 Seg	937,0
15	PEREZ, Fernando	 SPA	1 Min 09,5 Seg	925,0
16	ESEN, Gokhan	 TUR	1 Min 09,6 Seg	922,0
17	HLAVAC, Jakub	 CZE	1 Min 10,3 Seg	901,0
18	Rosenlund, Ville	 FIN	1 Min 10,6 Seg	892,0
19	Guizado, Narea A. X.	 ECU	1 Min 10,8 Seg	886,0
20	NORDLANDER Magnus	 SWE	1 Min 10,9 Seg	883,0
21	KARAGÖL, Hami	 TUR	1 Min 13,8 Seg	814,0
22	RAMOS, Jesus	 SPA	1 Min 14,5 Seg	800,0
23	MORAN, Pablo	 SPA	1 Min 14,9 Seg	792,0
24	GUERRERO, Pablo	 SPA	1 Min 16,8 Seg	754,0
25	Navarreta, Edgar	 ECU	1 Min 17,5 Seg	740,0
26	BROM, Tomás	 CZE	1 Min 19,5 Seg	700,0
27	MIEJOVSKY, Michal	 CZE	1 Min 20,3 Seg	684,0
28	ERIKSSON Jonas	 SWE	1 Min 22,3 Seg	644,0
29	Bonilla, Cervantes	 ECU	1 Min 23,1 Seg	628,0
30	Sabyan, Miroslav	 CZE	1 Min 23,5 Seg	620,0





<i>Ord</i>	<i>Competitors</i>	<i>Country</i>	<i>Time</i>	<i>Total</i>
31	VERA, Hector	 ECU	1 Min 29,2 Seg	506,0
32	KARALI, Tuna	 TUR	1 Min 35,5 Seg	380,0

MAP 2012 Male

2012 Trondheim Norway Male

*Individual Results - Ball Contest*

Ord.	Competitors	Country	Decor	Speed	Co-ord	Ability (Sec)	Relax (Balls)	Total Points
1	RÖSOK, Sveinung	 NOR	0	0	0	51,2	16	1076,0
2	BRITO, Frederico Ma	 BRA	0	0	0	53,6	14	968,0
3	RAMOS, Jesus	 SPA	0	0	0	55,5	15	960,0
4	SILVA, Eduardo	 BRA	0	0	0	53,7	13	936,0
5	MIEJOVSKY, Michal	 CZE	0	0	0	54,3	13	924,0
6	PULLI, Matti	 FIN	0	0	0	51,6	11	918,0
7	Rosenlund, Ville	 FIN	0	0	0	56,3	14	914,0
8	Sævik, Bjørn	 NOR	0	0	0	56,2	13	886,0
9	GUNEY, Fatih Erçin	 TUR	0	0	0	50,4	9	882,0
10	SANDBERG, Frank	 NOR	0	0	0	58,7	14	866,0
11	GUERRERO, Pablo	 SPA	0	0	0	55,2	11	846,0
12	ESEN, Gokhan	 TUR	0	0	0	54,5	10	830,0
13	HONKASALO, Mikko	 FIN	0	0	0	51,9	8	822,0
14	KARALI, Tuna	 TUR	0	0	0	59,5	13	820,0
15	ARVIDSSON Johan	 SWE	0	0	0	54,7	9	796,0
16	ERIKSSON Jonas	 SWE	0	0	0	57,2	10	776,0
17	KARAGÖL, Hami	 TUR	0	0	0	61,2	12	768,0
18	PERDIZA, Roberto	 BRA	0	0	0	58	10	760,0
19	NORDLANDER Magn	 SWE	0	0	0	53,8	7	754,0
20	Navarreta, Edgar	 ECU	0	0	0	62,3	11	727,0
21	XAVIER, Rafael	 BRA	0	0	0	59,4	9	702,0
22	Guizado, Narea A. X.	 ECU	0	0	0	58,4	8	692,0
23	HLAVAC, Jakub	 CZE	0	0	0	57,8	7	674,0
24	Sabyan, Miroslav	 CZE	0	0	0	63,2	9	658,0
25	VIHERSALO, Markku	 FIN	0	0	0	61,3	8	647,0
26	LORENTZEN, Magnu	 NOR	0	0	0	67,1	9	619,0
27	PEREZ, Fernando	 SPA	0	0	0	60,2	6	598,0
28	VERA, Hector	 ECU	0	0	0	62,7	6	573,0
































Ord. Competitors	Country	Dexter	Speed	Co-ord	Ability (Sec)	Relax (Balls)	Total Points
29 MORAN, Pablo	 SPA	0	0	0	66,3	6	537,0
30 BROM, Tomás	 CZE	0	0	0	74,1	6	459,0
31 Bonilla, Cervantes	 ECU	0	0	0	80,5	4	335,0
32 Lombach, Wilhelm	 SWE	0	0	0	79,3	3	317,0

## MAP 2012 Male

2012 Trondheim Norway Male

### Individual Results - Fencing

N° matches: 31

Ord.	Competitors	Country	Vit	%	Ind	Total
1	RAMOS, Jesus	 SPA	28	90%	0	1210
2	Rosenlund, Ville	 FIN	26	84%	0	1140
3	SILVA, Eduardo	 BRA	25	81%	0	1105
4	Lombach, Wilhelm	 SWE	24	77%	0	1070
6	HONKASALO, Mikko	 FIN	23	74%	0	1035
5	KARAGÖL, Hami	 TUR	23	74%	0	1035
7	Sabyan, Miroslav	 CZE	22	71%	0	1000
9	PULLI, Matti	 FIN	21	68%	0	965
8	PERDIZA, Roberto	 BRA	21	68%	0	965
10	XAVIER, Rafael	 BRA	20	65%	0	930
11	ARVIDSSON Johan	 SWE	19	61%	0	895
12	RÖSOK, Sveinung	 NOR	18	58%	0	860
13	GUNEY, Fatih Erçin	 TUR	18	58%	0	860
14	HLAVAC, Jakub	 CZE	17	55%	0	825
15	ESEN, Gokhan	 TUR	17	55%	0	825
16	GUERRERO, Pablo	 SPA	16	52%	0	790
17	BRITO, Frederico Machad	 BRA	14	45%	0	720
20	VIHERSALO, Markku	 FIN	14	45%	0	720
18	PEREZ, Fernando	 SPA	14	45%	0	720
19	NORDLANDER Magnus	 SWE	14	45%	0	720
21	LORENTZEN, Magnus	 NOR	13	42%	0	685
22	BROM, Tomás	 CZE	12	39%	0	650
23	MIEJOVSKY, Michal	 CZE	10	32%	0	580
25	VERA, Hector	 ECU	10	32%	0	580
24	MORAN, Pablo	 SPA	10	32%	0	580
27	ERIKSSON Jonas	 SWE	8	26%	0	510
26	Sævik, Bjørn	 NOR	8	26%	0	510
28	Navarreta, Edgar	 ECU	7	23%	0	475
29	KARALI, Tuna	 TUR	6	19%	0	440
30	Bonilla, Cervantes	 ECU	4	13%	0	370
32	SANDBERG, Frank	 NOR	3	10%	0	335




<i>Ord.</i>	<i>Competitors</i>	<i>Country</i>	<i>Vit</i>	<i>%</i>	<i>Ind</i>	<i>Total</i>
31	Guizado, Narea A. X.	 ECU	3	10%	0	335

**MAP 2012 Male**  
**2012 Trondheim Norway Male**

## *Individual Results - Obstacle Run*

*Ideal Obst.: 95 seg*

Ord.	Competitors	Country	Obstac. Run	Points
1	Guizado, Narea A. X.	 ECU	1 min 29,9 seg	1153,00
2	SANDBERG, Frank	 NOR	1 min 34,6 seg	1012,00
3	ARVIDSSON Johan	 SWE	1 min 34,8 seg	1006,00
4	SILVA, Eduardo	 BRA	1 min 35,1 seg	997,00
5	Navarreta, Edgar	 ECU	1 min 35,1 seg	997,00
6	PERDIZA, Roberto	 BRA	1 min 36,0 seg	970,00
7	RÖSOK, Sveinung	 NOR	1 min 39,1 seg	877,00
8	Rosenlund, Ville	 FIN	1 min 40,0 seg	850,00
9	BRITO, Frederico Machado	 BRA	1 min 40,3 seg	844,00
10	KARAGÖL, Hami	 TUR	1 min 40,7 seg	836,00
11	LORENTZEN, Magnus	 NOR	1 min 41,5 seg	820,00
12	GUNEY, Fatih Erçin	 TUR	1 min 42,6 seg	798,00
13	HONKASALO, Mikko	 FIN	1 min 42,8 seg	794,00
14	PULLI, Matti	 FIN	1 min 43,2 seg	786,00
15	GUERRERO, Pablo	 SPA	1 min 43,4 seg	782,00
16	PEREZ, Fernando	 SPA	1 min 43,7 seg	776,00
17	VERA, Hector	 ECU	1 min 44,5 seg	760,00
18	NORDLANDER Magnus	 SWE	1 min 44,6 seg	758,00
19	MIEJOVSKY, Michal	 CZE	1 min 47,1 seg	708,00
20	MORAN, Pablo	 SPA	1 min 48,6 seg	678,00
21	Lombach, Wilhelm	 SWE	1 min 49,2 seg	666,00
22	Sævik, Bjørn	 NOR	1 min 49,8 seg	654,00
23	ERIKSSON Jonas	 SWE	1 min 50,0 seg	650,00
24	XAVIER, Rafael	 BRA	1 min 56,7 seg	533,00
25	ESEN, Gokhan	 TUR	1 min 59,3 seg	507,00
26	Bonilla, Cervantes	 ECU	2 min 02,2 seg	478,00
27	HLAVAC, Jakub	 CZE	2 min 06,3 seg	437,00
28	Sabyan, Miroslav	 CZE	2 min 11,1 seg	389,00
29	RAMOS, Jesus	 SPA	2 min 16,8 seg	332,00
30	VIHERSALO, Markku	 FIN	2 min 17,9 seg	321,00
31	KARALI, Tuna	 TUR	2 min 27,6 seg	224,00
32	BROM, Tomás	 CZE	2 min 36,4 seg	136,00

**MAP 2012 Male**  
**2012 Trondheim Norway Male**

## *Individual Results - Orienteering*



















*Ideal Orient.: 65 Min*

Ord.	Competitors	Country	Orienteering	Points
1	NORDLANDER Magnus	 SWE	61 Min 30 Seg	<b>1105,00</b>
2	Sævik, Bjørn	 NOR	62 Min 31 Seg	<b>1074,00</b>
3	SANDBERG, Frank	 NOR	62 Min 59 Seg	<b>1060,00</b>
4	LORENTZEN, Magnus	 NOR	64 Min 06 Seg	<b>1027,00</b>
5	PULLI, Matti	 FIN	64 Min 51 Seg	<b>1004,00</b>
6	HONKASALO, Mikko	 FIN	66 Min 08 Seg	<b>965,00</b>
7	Rosenlund, Ville	 FIN	67 Min 42 Seg	<b>918,00</b>
8	ARVIDSSON Johan	 SWE	72 Min 15 Seg	<b>805,00</b>
9	VIHERSALO, Markku	 FIN	81 Min 19 Seg	<b>623,00</b>
10	SILVA, Eduardo	 BRA	81 Min 58 Seg	<b>610,00</b>
11	KARAGÖL, Hami	 TUR	82 Min 03 Seg	<b>609,00</b>
12	ERIKSSON Jonas	 SWE	83 Min 12 Seg	<b>586,00</b>
13	XAVIER, Rafael	 BRA	83 Min 41 Seg	<b>576,00</b>
14	RAMOS, Jesus	 SPA	88 Min 53 Seg	<b>511,00</b>
15	BRITO, Frederico Machado	 BRA	91 Min 29 Seg	<b>485,00</b>
16	Navarreta, Edgar	 ECU	94 Min 54 Seg	<b>450,00</b>
17	PERDIZA, Roberto	 BRA	101 Min 10 Seg	<b>388,00</b>
18	ESEN, Gokhan	 TUR	104 Min 58 Seg	<b>350,00</b>
19	BROM, Tomás	 CZE	109 Min 19 Seg	<b>306,00</b>
20	RÖSOK, Sveinung	 NOR	109 Min 46 Seg	<b>302,00</b>
21	HLAVAC, Jakub	 CZE	110 Min 51 Seg	<b>291,00</b>
22	MIEJOVSKY, Michal	 CZE	119 Min 21 Seg	<b>206,00</b>
23	PEREZ, Fernando	 SPA	122 Min 08 Seg	<b>178,00</b>
24	Lombach, Wilhelm	 SWE	125 Min 35 Seg	<b>144,00</b>
25	Sabyan, Miroslav	 CZE	132 Min 49 Seg	<b>71,00</b>
26	KARALI, Tuna	 TUR	999 Min 59 Seg	<b>0,00</b>
27	GUNEY, Fatih Erçin	 TUR	999 Min 59 Seg	<b>0,00</b>
28	VERA, Hector	 ECU	999 Min 59 Seg	<b>0,00</b>
29	Bonilla, Cervantes	 ECU	999 Min 59 Seg	<b>0,00</b>
30	Guizado, Narea A. X.	 ECU	999 Min 59 Seg	<b>0,00</b>
31	GUERRERO, Pablo	 SPA	999 Min 59 Seg	<b>0,00</b>
32	MORAN, Pablo	 SPA	999 Min 59 Seg	<b>0,00</b>

**MAP 2012 Male**  
**2012 Trondheim Norway Male**

***Individual Results***











*Automatic discard worst result since begin.*

Class.	Competitor	Country	Shooting	Swimming	Fencing	Ball	Obstac	Orient	Total
1	SILVA, Eduardo	BRA 	976	937,0	1 105	936,0	997,0	610,0	<b>4951,0</b>
2	Rosenlund, Ville	FIN 	1 084	892,0	1 140	914,0	850,0	918,0	<b>4948,0</b>
3	SANDBERG, Frank	NOR 	964	988,0	335	866,0	1 012,0	1 060,0	<b>4890,0</b>
4	RÖSOK, Sveinung	NOR 	964	1 015,0	860	1 076,0	877,0	302,0	<b>4792,0</b>
5	HONKASALO, Mikko	FIN 	616	1 069,0	1 035	822,0	794,0	965,0	<b>4685,0</b>
6	LORENTZEN, Magnus	NOR 	1 072	1 075,0	685	619,0	820,0	1 027,0	<b>4679,0</b>
7	PULLI, Matti	FIN 	676	1 000,0	965	918,0	786,0	1 004,0	<b>4673,0</b>
8	ARVIDSSON Johan	SWE 	880	1 048,0	895	796,0	1 006,0	805,0	<b>4634,0</b>
9	BRITO, Frederico Machado	BRA 	1 096	958,0	720	968,0	844,0	485,0	<b>4586,0</b>
10	Sævik, Bjørn	NOR 	988	937,0	510	886,0	654,0	1 074,0	<b>4539,0</b>
11	KARAGÖL, Hami	TUR 	1 084	814,0	1 035	768,0	836,0	609,0	<b>4537,0</b>
12	GUNEY, Fatih Erçin	TUR 	916	1 033,0	860	882,0	798,0	0,0	<b>4489,0</b>
13	PERDIZA, Roberto	BRA 	724	1 057,0	965	760,0	970,0	388,0	<b>4476,0</b>
14	NORDLANDER Magnus	SWE 	940	883,0	720	754,0	758,0	1 105,0	<b>4440,0</b>
15	XAVIER, Rafael	BRA 	1 132	1 084,0	930	702,0	533,0	576,0	<b>4424,0</b>
16	VIHERSALO, Markku	FIN 	1 096	1 186,0	720	647,0	321,0	623,0	<b>4272,0</b>
17	RAMOS, Jesus	SPA 	748	800,0	1 210	960,0	332,0	511,0	<b>4229,0</b>
18	ESEN, Gokhan	TUR 	988	922,0	825	830,0	507,0	350,0	<b>4072,0</b>
19	Lombach, Wilhelm	SWE 	976	1 042,0	1 070	317,0	666,0	144,0	<b>4071,0</b>
20	Guizado, Narea A. X.	ECU 	892	886,0	335	692,0	1 153,0	0,0	<b>3958,0</b>
21	GUERRERO, Pablo	SPA 	784	754,0	790	846,0	782,0	0,0	<b>3956,0</b>
22	PEREZ, Fernando	SPA 	844	925,0	720	598,0	776,0	178,0	<b>3863,0</b>

MAP 2012 Male  
2012 Trondheim Norway Male




*Individual Results*

*Automatic discard worst result since begin.*

Class.	Competitor	Country	Shooting	Swimming	Fencing	Ball	Obstac	Orient	Total
23	Navarreta, Edgar	ECU 	880	740,0	475	727,0	997,0	450,0	3819,0
24	HLAVAC, Jakub	CZE 	808	901,0	825	674,0	437,0	291,0	3645,0
25	ERIKSSON Jonas	SWE 	904	644,0	510	776,0	650,0	586,0	3560,0
26	Sabyan, Miroslav	CZE 	832	620,0	1 000	658,0	389,0	71,0	3499,0
27	MIEJOVSKY, Michal	CZE 	580	684,0	580	924,0	708,0	206,0	3476,0
28	MORAN, Pablo	SPA 	880	792,0	580	537,0	678,0	0,0	3467,0
29	VERA, Hector	ECU 	856	506,0	580	573,0	760,0	0,0	3275,0
30	KARALI, Tuna	TUR 	1 000	380,0	440	820,0	224,0	0,0	2864,0
31	Bonilla, Cervantes	ECU 	940	628,0	370	335,0	478,0	0,0	2751,0
32	BROM, Tomás	CZE 	496	700,0	650	459,0	136,0	306,0	2611,0

MAP 2012 Male  
2012 Trondheim Norway Male

*Team Results*

<i>Competitors</i>	<i>Shooting</i>	<i>Swimming</i>	<i>Fencing</i>	<i>Ball</i>	<i>Obstac</i>	<i>Orient</i>	<i>Total</i>
<b>1° NOR</b> 							
SANDBERG, Frank	964	988,0	335	866,0	1012,0	1060,0	<b>4890,0</b>
RÖSOK, Sveinung	964	1015,0	860	1076,0	877,0	302,0	<b>4792,0</b>
LORENTZEN, Magnus	1072	1075,0	685	619,0	820,0	1027,0	<b>4679,0</b>
Sævik, Bjørn	988	937,0	510	886,0	654,0	1074,0	<b>4539,0</b>
							<i>Total (3 best):</i> <b>14361,00</b>
<b>2° FIN</b> 							
Rosenlund, Ville	1084	892,0	1140	914,0	850,0	918,0	<b>4948,0</b>
HONKASALO, Mikko	616	1069,0	1035	822,0	794,0	965,0	<b>4685,0</b>
PULLI, Matti	676	1000,0	965	918,0	786,0	1004,0	<b>4673,0</b>
VIHERSALO, Markku	1096	1186,0	720	647,0	321,0	623,0	<b>4272,0</b>
							<i>Total (3 best):</i> <b>14306,00</b>
<b>3° BRA</b> 							
SILVA, Eduardo	976	937,0	1105	936,0	997,0	610,0	<b>4951,0</b>
BRITO, Frederico Macha da	1096	958,0	720	968,0	844,0	485,0	<b>4586,0</b>
PERDIZA, Roberto	724	1057,0	965	760,0	970,0	388,0	<b>4476,0</b>
XAVIER, Rafael	1132	1084,0	930	702,0	533,0	576,0	<b>4424,0</b>
							<i>Total (3 best):</i> <b>14013,00</b>
<b>4° SWE</b> 							
ARVIDSSON Johan	880	1048,0	895	796,0	1006,0	805,0	<b>4634,0</b>
NORDLANDER Magnus	940	883,0	720	754,0	758,0	1105,0	<b>4440,0</b>
Lombach, Wilhelm	976	1042,0	1070	317,0	666,0	144,0	<b>4071,0</b>
ERIKSSON Jonas	904	644,0	510	776,0	650,0	586,0	<b>3560,0</b>
							<i>Total (3 best):</i> <b>13145,00</b>











MAP 2012 Male  
2012 Trondheim Norway Male

*Team Results*

<i>Competitors</i>	<i>Shooting</i>	<i>Swimming</i>	<i>Fencing</i>	<i>Ball</i>	<i>Obstac</i>	<i>Orient</i>	<i>Total</i>
<b>5° TUR</b> 							
KARAGÖL, Hami	1084	814,0	1035	768,0	836,0	609,0	<b>4537,0</b>
GUNEY, Fatih Erçin	916	1033,0	860	882,0	798,0	0,0	<b>4489,0</b>
ESEN, Gokhan	988	922,0	825	830,0	507,0	350,0	<b>4072,0</b>
KARALI, Tuna	1000	380,0	440	820,0	224,0	0,0	<b>2864,0</b>
<i>Total (3 best):</i>							<b>13098,00</b>
<b>6° SPA</b> 							
RAMOS, Jesus	748	800,0	1210	960,0	332,0	511,0	<b>4229,0</b>
GUERRERO, Pablo	784	754,0	790	846,0	782,0	0,0	<b>3956,0</b>
PEREZ, Fernando	844	925,0	720	598,0	776,0	178,0	<b>3863,0</b>
MORAN, Pablo	880	792,0	580	537,0	678,0	0,0	<b>3467,0</b>
<i>Total (3 best):</i>							<b>12048,00</b>
<b>7° ECU</b> 							
Guizado, Narea A. X.	892	886,0	335	692,0	1153,0	0,0	<b>3958,0</b>
Navarreta, Edgar	880	740,0	475	727,0	997,0	450,0	<b>3819,0</b>
VERA, Hector	856	506,0	580	573,0	760,0	0,0	<b>3275,0</b>
Bonilla, Cervantes	940	628,0	370	335,0	478,0	0,0	<b>2751,0</b>
<i>Total (3 best):</i>							<b>11052,00</b>
<b>8° CZE</b> 							
HLAVAC, Jakub	808	901,0	825	674,0	437,0	291,0	<b>3645,0</b>
Sabyan, Miroslav	832	620,0	1000	658,0	389,0	71,0	<b>3499,0</b>
MIEJOVSKY, Michal	580	684,0	580	924,0	708,0	206,0	<b>3476,0</b>
BROM, Tomás	496	700,0	650	459,0	136,0	306,0	<b>2611,0</b>
<i>Total (3 best):</i>							<b>10620,00</b>

MAP 2012 Female  
2012 Trondheim Norway Femal

*Individual Results - Shooting*











<i>Ord.</i>	<i>Competitor</i>			<i>Serie1</i>	<i>Serie2</i>	<i>Serie3</i>	<i>Serie4</i>	<i>Total</i>	<i>Points</i>
1	Silva, Mayara Soares		BRA	162	0	0	0	162	880
2	EVENSEN, Renate		NOR	162	0	0	0	162	880
3	Rydning, Wenche		NOR	162	0	0	0	162	880
4	Barbosa, Mellina do		BRA	155	0	0	0	155	796
5	KRISTOFFERSEN, A		NOR	152	0	0	0	152	760
6	Oliveira, Natália de B		BRA	151	0	0	0	151	748
7	NARVAEZ, Maria Joe		ECU	149	0	0	0	149	724
8	Haendler, Rebecka		SWE	146	0	0	0	146	688
9	Jans, Elin		SWE	125	0	0	0	125	436
10	Lundqvist, Ida		SWE	123	0	0	0	123	412



MAP 2012 Female  
2012 Trondheim Norway Femal

*Individual Results - Swimming*











*Ideal Time: 77 Sec*

<i>Ord</i>	<i>Competitors</i>	<i>Country</i>	<i>Time</i>	<i>Total</i>
1	Rydning, Wenche	 NOR	1 Min 14,3 Seg	1081,0
2	Lundqvist, Ida	 SWE	1 Min 18,9 Seg	943,0
3	Oliveira, Natália de Brito	 BRA	1 Min 19,4 Seg	928,0
4	Barbosa, Mellina dos S. F.	 BRA	1 Min 20,9 Seg	883,0
5	EVENSEN, Renate	 NOR	1 Min 23,8 Seg	814,0
6	KRISTOFFERSEN, Ane-Thea	 NOR	1 Min 24,1 Seg	808,0
7	Silva, Mayara Soares da	 BRA	1 Min 26,9 Seg	752,0
8	Haendler, Rebecka	 SWE	1 Min 35,0 Seg	590,0
9	NARVAEZ, Maria Joe	 ECU	1 Min 38,2 Seg	526,0
10	Jans, Elin	 SWE	2 Min 05,8 Seg	0,0

**MAP 2012 Female**

2012 Trondheim Norway Femal

***Individual Results - Ball Contest***












Ord.	Competitors	Country	Dexter	Speed	Co-ord	Ability (Sec)	Relax (Balls)	Total Points
1	EVENSEN, Renate	 NOR	0	0	0	63,8	12	904,0
2	KRISTOFFERSEN, An	 NOR	0	0	0	68,8	6	624,0
3	Barbosa, Mellina dos	 BRA	0	0	0	75,6	8	604,0
4	NARVAEZ, Maria Joe	 ECU	0	0	0	69,8	6	604,0
5	Rydning, Wenche	 NOR	0	0	0	72,5	4	515,0
6	Silva, Mayara Soares	 BRA	0	0	0	85,4	7	476,0
7	Oliveira, Natália de Br	 BRA	0	0	0	92,7	8	433,0
8	Lundqvist, Ida	 SWE	0	0	0	132,5	5	200,0
9	Jans, Elin	 SWE	0	0	0	132,3	3	140,0
10	Haendler, Rebecka	 SWE	0	0	0	111,3	3	140,0

## MAP 2012 Female

2012 Trondheim Norway Femal

### *Individual Results - Fencing*











N° matches: 27

<i>Ord.</i>	<i>Competitors</i>		<i>Country</i>	<i>Vit</i>	<i>%</i>	<i>Ind</i>	<i>Total</i>
1	Haendler, Rebecka		SWE	17	63%	-2	918
2	EVENSEN, Renate		NOR	17	63%	-3	918
4	Lundqvist, Ida		SWE	14	52%	0	795
3	Barbosa, Mellina dos S. F.		BRA	14	52%	0	795
6	NARVAEZ, Maria Joe		ECU	13	48%	0	754
5	Oliveira, Natália de Brito		BRA	13	48%	0	754
7	Silva, Mayara Soares da		BRA	12	44%	0	713
8	KRISTOFFERSEN, Ane-Th		NOR	10	37%	0	631
9	Rydning, Wenche		NOR	9	33%	0	590
10	Jans, Elin		SWE	7	26%	0	508

**MAP 2012 Female**  
**2012 Trondheim Norway Femal**

***Individual Results - Obstacle Run***











*Ideal Obst.: 121 seg*

<b>Ord.</b>	<b>Competitors</b>	<b>Country</b>	<b>Obstac. Run</b>	<b>Points</b>
1	Rydning, Wenche	 NOR	1 min 59,6 seg	<b>1042,00</b>
2	Barbosa, Mellina dos S. F.	 BRA	2 min 00,5 seg	<b>1015,00</b>
3	Oliveira, Natália de Brito	 BRA	2 min 03,9 seg	<b>913,00</b>
4	Silva, Mayara Soares da	 BRA	2 min 10,6 seg	<b>758,00</b>
5	EVENSEN, Renate	 NOR	2 min 17,1 seg	<b>628,00</b>
6	Haendler, Rebecka	 SWE	2 min 19,5 seg	<b>580,00</b>
7	KRISTOFFERSEN, Ane-Thea	 NOR	2 min 31,4 seg	<b>446,00</b>
8	NARVAEZ, Maria Joe	 ECU	2 min 44,9 seg	<b>311,00</b>
9	Lundqvist, Ida	 SWE	2 min 59,6 seg	<b>164,00</b>
10	Jans, Elin	 SWE	3 min 54,4 seg	<b>0,00</b>

**MAP 2012 Female**  
**2012 Trondheim Norway Femal**

***Individual Results - Orienteering***











*Ideal Orient.: 71 Min*

<b>Ord.</b>	<b>Competitors</b>	<b>Country</b>	<b>Orienteering</b>	<b>Points</b>
1	KRISTOFFERSEN, Ane-Thea	 NOR	67 Min 06 Seg	<b>1117,00</b>
2	EVENSEN, Renate	 NOR	72 Min 59 Seg	<b>940,00</b>
3	Lundqvist, Ida	 SWE	75 Min 32 Seg	<b>864,00</b>
4	Rydning, Wenche	 NOR	78 Min 58 Seg	<b>790,00</b>
5	Oliveira, Natália de Brito	 BRA	102 Min 58 Seg	<b>430,00</b>
6	Barbosa, Mellina dos S. F.	 BRA	123 Min 31 Seg	<b>224,00</b>
7	Silva, Mayara Soares da	 BRA	128 Min 24 Seg	<b>176,00</b>
8	Jans, Elin	 SWE	142 Min 33 Seg	<b>34,00</b>
9	Haendler, Rebecka	 SWE	151 Min 33 Seg	<b>0,00</b>
10	NARVAEZ, Maria Joe	 ECU	999 Min 59 Seg	<b>0,00</b>

MAP 2012 Female  
2012 Trondheim Norway Femal





*Individual Results*

*Automatic discard worst result since begin.*

Class.	Competitor	Country	Shooting	Swimming	Fencing	Ball	Obstac	Orient	Total
1	EVENSEN, Renate	NOR 	880	814,0	918	904,0	628,0	940,0	4456,0
2	Rydning, Wenche	NOR 	880	1 081,0	590	515,0	1 042,0	790,0	4383,0
3	Barbosa, Mellina dos S. F.	BRA 	796	883,0	795	604,0	1 015,0	224,0	4093,0
4	KRISTOFFERSEN, Ane-Th	NOR 	760	808,0	631	624,0	446,0	1 117,0	3940,0
5	Oliveira, Natália de Brito	BRA 	748	928,0	754	433,0	913,0	430,0	3776,0
6	Silva, Mayara Soares da	BRA 	880	752,0	713	476,0	758,0	176,0	3579,0
7	Lundqvist, Ida	SWE 	412	943,0	795	200,0	164,0	864,0	3214,0
8	NARVAEZ, Maria Joe	ECU 	724	526,0	754	604,0	311,0	0,0	2919,0
9	Haendler, Rebecka	SWE 	688	590,0	918	140,0	580,0	0,0	2916,0
10	Jans, Elin	SWE 	436	0,0	508	140,0	0,0	34,0	1118,0











MAP 2012 Female  
2012 Trondheim Norway Femal

*Team Results*

<i>Competitors</i>	<i>Shooting</i>	<i>Swimming</i>	<i>Fencing</i>	<i>Ball</i>	<i>Obstac</i>	<i>Orient</i>	<i>Total</i>
<b>1° NOR</b> 							
EVENSEN, Renate	880	814,0	918	904,0	628,0	940,0	<b>4456,0</b>
Rydning, Wenche	880	1081,0	590	515,0	1042,0	790,0	<b>4383,0</b>
KRISTOFFERSEN, Ane- Thoe	760	808,0	631	624,0	446,0	1117,0	<b>3940,0</b>
						<i>Total (3 best):</i>	<b>8839,00</b>
<b>2° BRA</b> 							
Barbosa, Mellina dos S. F	796	883,0	795	604,0	1015,0	224,0	<b>4093,0</b>
Oliveira, Natália de Brito	748	928,0	754	433,0	913,0	430,0	<b>3776,0</b>
Silva, Mayara Soares da	880	752,0	713	476,0	758,0	176,0	<b>3579,0</b>
						<i>Total (3 best):</i>	<b>7869,00</b>
<b>3° SWE</b> 							
Lundqvist, Ida	412	943,0	795	200,0	164,0	864,0	<b>3214,0</b>
Haendler, Rebecka	688	590,0	918	140,0	580,0	0,0	<b>2916,0</b>
Jans, Elin	436	0,0	508	140,0	0,0	34,0	<b>1118,0</b>
						<i>Total (3 best):</i>	<b>6130,00</b>
<b>4° ECU</b> 							
NARVAEZ, Maria Joe	724	526,0	754	604,0	311,0	0,0	<b>2919,0</b>
						<i>Total (3 best):</i>	<b>2919,00</b>

MAP 2012 Reserve  
2012 Trondheim Norway Resreve

*Individual Results - Shooting*

<i>Ord.</i>	<i>Competitor</i>		<i>Serie1</i>	<i>Serie2</i>	<i>Serie3</i>	<i>Serie4</i>	<i>Total</i>	<i>Points</i>
1	TODESCO, Gabriel	 BRA	172	0	0	0	172	1000
3	Furkan, Kurt	 TUR	164	0	0	0	164	904
2	ÅSHEIM, Anders	 NOR	164	0	0	0	164	904
4	LUUKKANEN, Mikko	 FIN	162	0	0	0	162	880
5	Bruno Xavier, Silva	 BRA	161	0	0	0	161	868
6	Miguel, Alvaro	 SPA	160	0	0	0	160	856
7	NELSON Ivar	 SWE	155	0	0	0	155	796
8	Zbranek, Jiri	 CZE	152	0	0	0	152	760
9	Carlos, Urios	 SPA	151	0	0	0	151	748
10	Rølvåg,Linn-Elise	 NOR	0	0	0	0	0	0



MAP 2012 Reserve  
2012 Trondheim Norway Resreve

*Individual Results - Swimming*

*Ideal Time: 69 Sec*

<i>Ord</i>	<i>Competitors</i>	<i>Country</i>	<i>Time</i>	<i>Total</i>
1	NELSON Ivar	 SWE	1 Min 06,6 Seg	1012,0
2	Miguel, Alvaro	 SPA	1 Min 09,7 Seg	919,0
3	TODESCO, Gabriel	 BRA	1 Min 11,4 Seg	868,0
4	LUUKKANEN, Mikko	 FIN	1 Min 12,6 Seg	838,0
5	Bruno Xavier, Silva	 BRA	1 Min 15,6 Seg	778,0
6	Carlos, Urios	 SPA	1 Min 18,8 Seg	714,0
7	ÅSHEIM, Anders	 NOR	1 Min 29,9 Seg	492,0
8	Zbranek, Jiri	 CZE	1 Min 38,3 Seg	324,0
9	Furkan, Kurt	 TUR	1 Min 56,9 Seg	0,0
10	Rølvåg,Linn-Elise	 NOR	Min ,0 Seg	0,0

## MAP 2012 Reserve

2012 Trondheim Norway Resreve

### *Individual Results - Ball Contest*











Ord.	Competitors	Country	Dexter	Speed	Co-ord	Ability (Sec)	Relax (Balls)	Total Points
1	Bruno Xavier, Silva	 BRA	0	0	0	56,2	15	946,0
2	TODESCO, Gabriel	 BRA	0	0	0	57,1	12	838,0
3	Furkan, Kurt	 TUR	0	0	0	63,4	13	776,0
4	Miguel, Alvaro	 SPA	0	0	0	61,7	8	643,0
5	LUUKKANEN, Mikko	 FIN	0	0	0	61,2	6	588,0
6	NELSON Ivar	 SWE	0	0	0	64,5	3	465,0
7	Carlos, Urios	 SPA	0	0	0	79,6	7	434,0
8	ÅSHEIM, Anders	 NOR	0	0	0	76,9	4	371,0
9	Zbranek, Jiri	 CZE	0	0	0	74,8	2	332,0
10	Rølvåg,Linn-Elise	 NOR	0	0	0	0	0	0,0

## MAP 2012 Reserve

2012 Trondheim Norway Resreve

### *Individual Results - Fencing*











N° matches: 24

<i>Ord.</i>	<i>Competitors</i>	<i>Country</i>	<i>Vit</i>	<i>%</i>	<i>Ind</i>	<i>Total</i>
1	Bruno Xavier, Silva	 BRA	23	96%	0	1276
2	LUUKKANEN, Mikko	 FIN	16	67%	0	954
3	NELSON Ivar	 SWE	14	58%	0	862
4	TODESCO, Gabriel	 BRA	14	58%	0	862
5	Furkan, Kurt	 TUR	12	50%	0	770
6	Zbranek, Jiri	 CZE	8	33%	0	586
7	Miguel, Alvaro	 SPA	7	29%	0	540
8	Carlos, Urios	 SPA	6	25%	0	494
9	ÅSHEIM, Anders	 NOR	5	21%	0	448
10	Rølvåg,Linn-Elise	 NOR	0	0%	0	0

MAP 2012 Reserve  
2012 Trondheim Norway Resreve

*Individual Results - Obstacle Run*









*Ideal Obst.: 98 seg*

Ord.	Competitors	Country	Obstac. Run	Points
1	LUUKKANEN, Mikko	 FIN	1 min 35,3 seg	1081,00
2	TODESCO, Gabriel	 BRA	1 min 39,3 seg	961,00
3	NELSON Ivar	 SWE	1 min 40,6 seg	922,00
4	Furkan, Kurt	 TUR	1 min 41,1 seg	907,00
5	Zbranek, Jiri	 CZE	1 min 54,4 seg	622,00
6	Miguel, Alvaro	 SPA	1 min 54,5 seg	620,00
7	Bruno Xavier, Silva	 BRA	2 min 03,1 seg	499,00
8	Carlos, Urios	 SPA	2 min 03,1 seg	499,00
9	ÅSHEIM, Anders	 NOR	2 min 07,7 seg	453,00
10	Rølvåg,Linn-Elise	 NOR	min ,0 seg	0,00

**MAP 2012 Reserve**  
**2012 Trondheim Norway Resreve**

***Individual Results - Orienteering***











*Ideal Orient.: 37 Min*

<b>Ord.</b>	<b>Competitors</b>	<b>Country</b>	<b>Orienteering</b>	<b>Points</b>
1	ÅSHEIM, Anders	 NOR	34 Min 11 Seg	<b>1084,00</b>
2	Carlos, Urios	 SPA	38 Min 46 Seg	<b>947,00</b>
3	NELSON Ivar	 SWE	41 Min 30 Seg	<b>865,00</b>
4	TODESCO, Gabriel	 BRA	52 Min 09 Seg	<b>647,00</b>
5	Miguel, Alvaro	 SPA	53 Min 22 Seg	<b>622,00</b>
6	Zbranek, Jiri	 CZE	56 Min 11 Seg	<b>566,00</b>
7	Furkan, Kurt	 TUR	71 Min 07 Seg	<b>408,00</b>
8	Bruno Xavier, Silva	 BRA	100 Min 01 Seg	<b>119,00</b>
10	LUUKKANEN, Mikko	 FIN	126 Min 04 Seg	<b>0,00</b>
9	Rølvåg,Linn-Elise	 NOR	999 Min 59 Seg	<b>0,00</b>

**MAP 2012 Reserve**  
**2012 Trondheim Norway Resreve**

***Individual Results***

*Automatic discard worst result since begin.*

Class.	Competitor	Country	Shooting	Swimming	Fencing	Ball	Obstac	Orient	Total
1	TODESCO, Gabriel	BRA 	1 000	868,0	862	838,0	961,0	647,0	<b>4529,0</b>
2	NELSON Ivar	SWE 	796	1 012,0	862	465,0	922,0	865,0	<b>4457,0</b>
3	Bruno Xavier, Silva	BRA 	868	778,0	1 276	946,0	499,0	119,0	<b>4367,0</b>
4	LUUKKANEN, Mikko	FIN 	880	838,0	954	588,0	1 081,0	0,0	<b>4341,0</b>
5	Furkan, Kurt	TUR 	904	0,0	770	776,0	907,0	408,0	<b>3765,0</b>
6	Miguel, Alvaro	SPA 	856	919,0	540	643,0	620,0	622,0	<b>3660,0</b>
7	Carlos, Urios	SPA 	748	714,0	494	434,0	499,0	947,0	<b>3402,0</b>
8	ÅSHEIM, Anders	NOR 	904	492,0	448	371,0	453,0	1 084,0	<b>3381,0</b>
9	Zbranek, Jiri	CZE 	760	324,0	586	332,0	622,0	566,0	<b>2866,0</b>
10	Rølvåg,Linn-Elise	NOR 	0	0,0	0	0,0	0,0	0,0	<b>0,0</b>