

DOUBLE



XLVI World Military Aeronautical Pentathlon Championship



RESULTS























SG	2191	
CISM		
05/07/02		
GENERAL AFFAIRS		COMMUNICATION
SPORTS		FINANCES























Handwritten mark

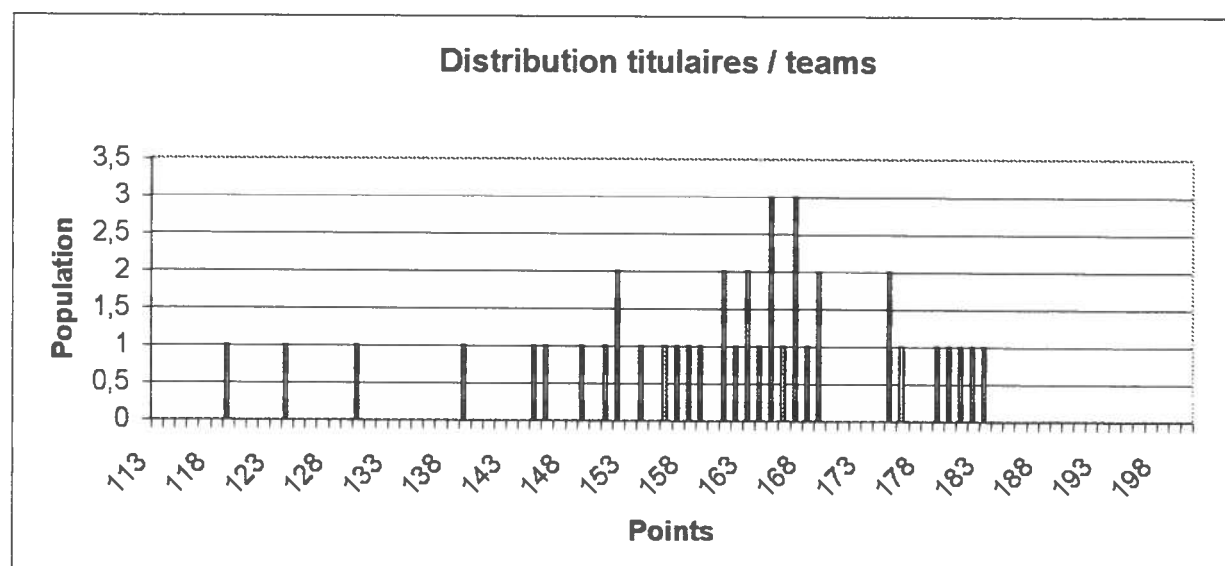
Air Base 102 Dijon-Longvic



RESULTATS DE TIR / TITULAIRES
RESULTS SHOOTING CONTEST / TEAMS














Clas Pl	N° Nr	Grade Rank	Nom Name	Pays Nation	Series				Total	PAIM
					1	2	3	4		Shoot Points
1	 42	2LT	V. Rosenlund	FIN	44	46	47	46	183	1045
2	 102	CAPT	P. Carlsson	SWE	47	49	42	44	182	1030
3	 31	MAJ	F. Torres	SPA	44	44	44	49	181	1015
4	 101	CAPT	N. Isaksson	SWE	47	40	47	46	180	1000
5	 32	CAPT	E. Cuença	SPA	45	45	44	45	179	985
6	 111	1LT	H. Alkaya	TUR	46	45	43	42	176	940
7	 61	1LT	D. Jakobsen	NOR	44	43	43	45	175	925
8	 41	CAPT	P. Matero	FIN	46	43	41	45	175	925
9	 113	CAD	S. Akbaba	TUR	44	40	41	44	169	835
10	 51	1LT	R. Artusio	FRA	43	44	44	38	169	835
11	 82	CAPT	A. Bondaruk	POL	40	42	44	42	168	820
12	 71	2LT	J. Ter Veer	NET	40	45	43	39	167	805
13	 33	CAPT	B. Abos	SPA	44	42	41	40	167	805
14	 103	CAPT	J. Rolen	SWE	44	42	41	40	167	805
15	 43	2LT	T. Pöysti	FIN	41	40	42	43	166	790
16	 62	1LT	R. Skaldebo	NOR	35	42	42	46	165	775
17	 63	CAPT	B. Vereide	NOR	39	44	39	43	165	775
18	 112	1LT	E. Gökmen	TUR	39	39	46	41	165	775
19	 23	1LT	F. Leite	BRA	36	42	41	45	164	760
20	 21	MAJ	J.R. Leonidas	BRA	44	47	32	40	163	745

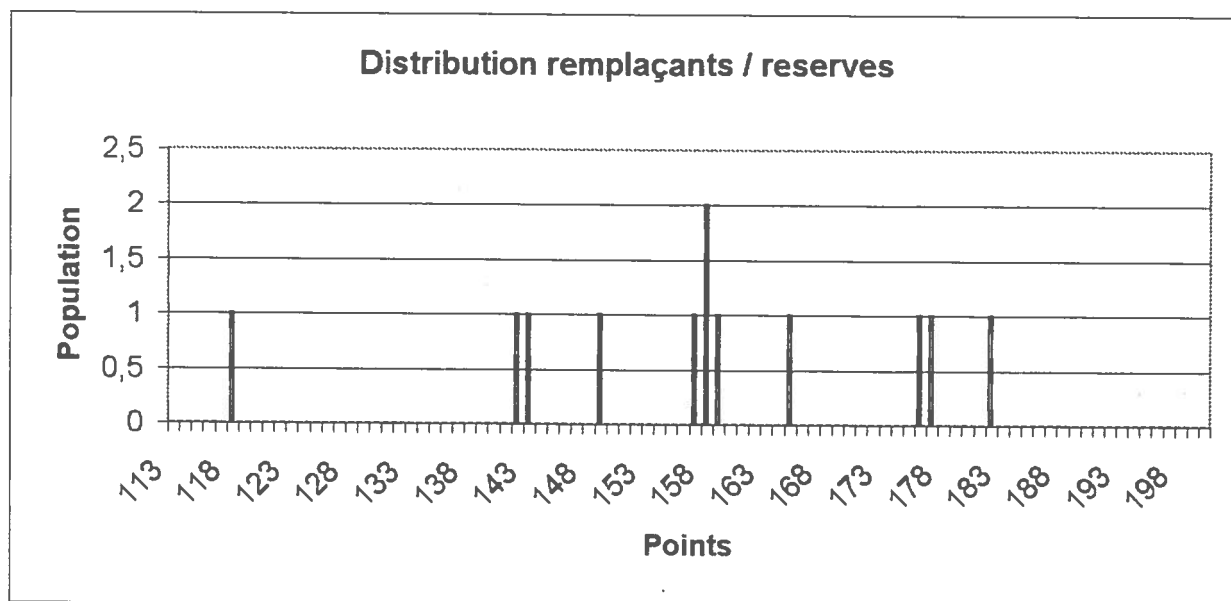
21		11	MAJ	A. Hubert	BEL	38	42	39	44	163	745
22		34	CAPT	E. Curiel	SPA	37	41	41	43	162	730
23		92	2LT	V. Malek	CZE	43	41	36	41	161	715
24		104	CAPT	M. Larsson	SWE	46	43	35	37	161	715
25		44	2LT	M. Pulli	FIN	41	31	43	44	159	685
26		81	1LT	P. Czajka	POL	36	45	45	32	158	670
27		91	1LT	P. Pavlik	CZE	30	38	45	44	157	655
28		24	1LT	E. Utzig	BRA	44	30	40	42	156	640
29		114	CAD	F. Bayram	TUR	36	43	32	43	154	610
30		14	1LT	C. Deroubaix	BEL	43	37	38	34	152	580
31		74	CAD	M. Van Der Zee	NET	44	35	30	43	152	580
32		12	CAPT	M. Campers	BEL	34	43	35	39	151	565
33		13	1LT	K. Arnauts	BEL	38	29	34	48	149	535
34		83	CAPT	D. Rusakowicz	POL	41	29	34	42	146	490
35		93	1LT	M. Sajban	CZE	32	38	45	30	145	475
36		84	CAPT	J. Zygmanski	POL	42	32	30	35	139	385
37		22	CAPT	M. Neves	BRA	17	36	46	31	130	250
38		72	CAD	J. Smid	NET	36	28	40	20	124	160
39		53	CAPT	C. Gaudillere	FRA	21	38	26	34	119	85
40		52	1LT	E. Stemmler	FRA	28	21	23	40	112	0
41		94	1LT	Z. Kamelander	CZE	16	19	39	33	107	0
42		73	CAD	R. Vinken	NET	31	5	26	24	86	0











RESULTATS DE TIR / REMPLACANTS
RESULTS SHOOTING CONTEST / RESERVES

Clas Pl	N° Nr	Grade Rank	Nom Name	Pays Nation	Series				Total	PAIM
					1	2	3	4		Shoot Points
1	 47	CAD	M. Vihersalo	FIN	43	47	46	46	182	1030
2	 105	1LT	J. Rasmusson	SWE	45	42	47	43	177	955
3	 106	2LT	A. Olovsson	SWE	41	44	44	47	176	940
4	 35	CAPT	J. Ramos	SPA	42	44	37	42	165	775
5	 116	CAD	Y. Kundakçi	TUR	44	36	38	41	159	685
6	 95	2LT	K. Kopac	CZE	41	41	37	39	158	670
7	 36	CAPT	M. Pardo	SPA	41	34	42	41	158	670
8	 115	CAD	A. Bengöz	TUR	43	37	43	34	157	655
9	 45	2LT	M. Leppänen	FIN	44	31	34	40	149	535
10	 85	CAPT	K. Momot	POL	26	32	43	42	143	445
11	 75	CAD	F. Van Gessel	NET	35	42	38	27	142	430
12	 46	2LT	M. Honkasalo	FIN	24	26	37	31	118	70
13	 117	CAD	G. Dogan	TUR	10	32	29	14	85	0

























RESULTATS DE TIR / CLASSEMENT PAR EQUIPES
RESULTS SHOOTING CONTEST / TEAM RANKING














Clas <i>Pl</i>	N° <i>Nr</i>	Grade <i>Rank</i>	Nom <i>Name</i>	Pays <i>Nation</i>	PAIM	PAIM	
					Shoot <i>Indiv</i>	Shoot <i>Team</i>	
1		102	CAPT	P. Carlsson	SWE	1030	2835
		101	CAPT	N. Isaksson	SWE	1000	
		103	CAPT	J. Rolén	SWE	805	
		104	CAPT	M. Larsson	SWE	715	
2		31	MAJ	F. Torres	SPA	1015	2805
		32	CAPT	E. Cuença	SPA	985	
		33	CAPT	B. Abos	SPA	805	
		34	CAPT	E. Curiel	SPA	730	
3		42	2LT	V. Rosenlund	FIN	1045	2760
		41	CAPT	P. Matero	FIN	925	
		43	2LT	T. Pöysti	FIN	790	
		44	2LT	M. Pulli	FIN	685	
4		111	1LT	H. Alkaya	TUR	940	2550
		113	CAD	S. Akbaba	TUR	835	
		112	1LT	E. Gökmen	TUR	775	
		114	CAD	F. Bayram	TUR	610	
5		61	1LT	D. Jakobsen	NOR	925	2475
		62	1LT	R. Skaldebo	NOR	775	
		63	CAPT	B. Vereide	NOR	775	
6		23	1LT	F. Leite	BRA	760	1980
		21	MAJ	J.R. Leonidas	BRA	745	
		24	1LT	E. Utzig	BRA	640	
		22	CAPT	M. Neves	BRA	250	

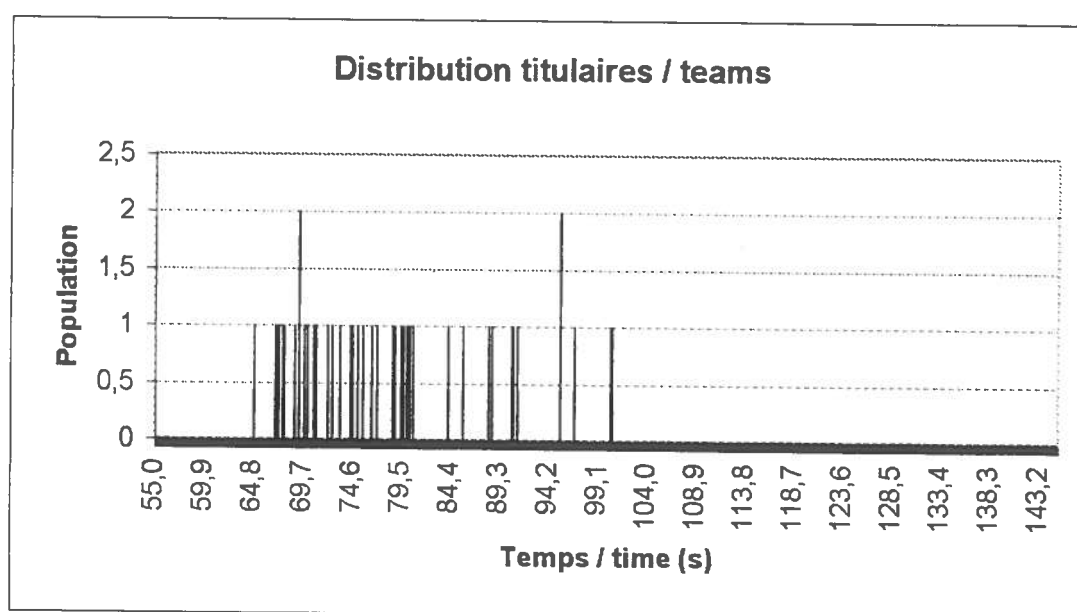
7		82	CAPT	A. Bondaruk	POL	820	1890
		81	1LT	P. Czajka	POL	670	
		83	CAPT	D. Rusakowicz	POL	490	
		84	CAPT	J. Zygmanski	POL	385	
8		11	MAJ	A. Hubert	BEL	745	2145
		14	1LT	C. Deroubaix	BEL	580	
		12	CAPT	M. Campers	BEL	565	
		13	1LT	K. Arnauts	BEL	535	
9		92	2LT	V. Malek	CZE	715	1845
		91	1LT	P. Pavlik	CZE	655	
		93	1LT	M. Sajban	CZE	475	
		94	1LT	Z. Kamelander	CZE	0	
10		71	2LT	J. Ter Veer	NET	805	1545
		74	CAD	M. Van Der Zee	NET	580	
		72	CAD	J. Smid	NET	160	
		73	CAD	R. Vinken	NET	0	
11		51	1LT	R. Artusio	FRA	835	920
		53	CAPT	C. Gaudillere	FRA	85	
		52	1LT	E. Stemmler	FRA	0	



RESULTATS NATATION / TITULAIRES
RESULTS SWIMMING CONTEST / TEAMS






Clas Pl	N° Nr	Grade Rank	Nom Name	Pays Nation	Pen Pen	Time			PAIM Swim Points
						Min	Sec	Ten	
1	 41	CAPT	P. Matero	FIN	-	1 : 04	, 8	1006,0	
2	 34	CAPT	E. Curiel	SPA	-	1 : 06	, 9	962,0	
3	 103	CAPT	J. Rolén	SWE	-	1 : 07	, 0	960,0	
4	 51	1LT	R. Artusio	FRA	-	1 : 07	, 3	954,0	
5	 114	CAD	F. Bayram	TUR	-	1 : 07	, 7	946,0	
6	 32	CAPT	E. Cuença	SPA	-	1 : 07	, 8	944,0	
7	 94	1LT	Z. Kamelander	CZE	-	1 : 08	, 8	924,0	
8	 102	CAPT	P. Carlsson	SWE	-	1 : 09	, 3	914,0	
9	 21	MAJ	J.R. Leonidas	BRA	-	1 : 09	, 3	914,0	
10	 44	2LT	M. Pulli	FIN	-	1 : 09	, 8	904,0	
11	 101	CAPT	N. Isaksson	SWE	-	1 : 10	, 1	898,0	
12	 24	1LT	E. Utzig	BRA	-	1 : 10	, 8	884,0	
13	 33	CAPT	B. Abos	SPA	-	1 : 11	, 0	880,0	
14	 91	1LT	P. Pavlik	CZE	-	1 : 12	, 1	858,0	
15	 43	2LT	T. Pöysti	FIN	-	1 : 12	, 6	848,0	
16	 42	2LT	V. Rosenlund	FIN	-	1 : 13	, 3	834,0	
17	 73	CAD	R. Vinken	NET	-	1 : 14	, 4	812,0	
18	 22	CAPT	M. Neves	BRA	-	1 : 14	, 6	808,0	
19	 74	CAD	M. Van Der Zee	NET	-	1 : 15	, 1	798,0	
20	 31	MAJ	F. Torres	SPA	-	1 : 15	, 7	786,0	

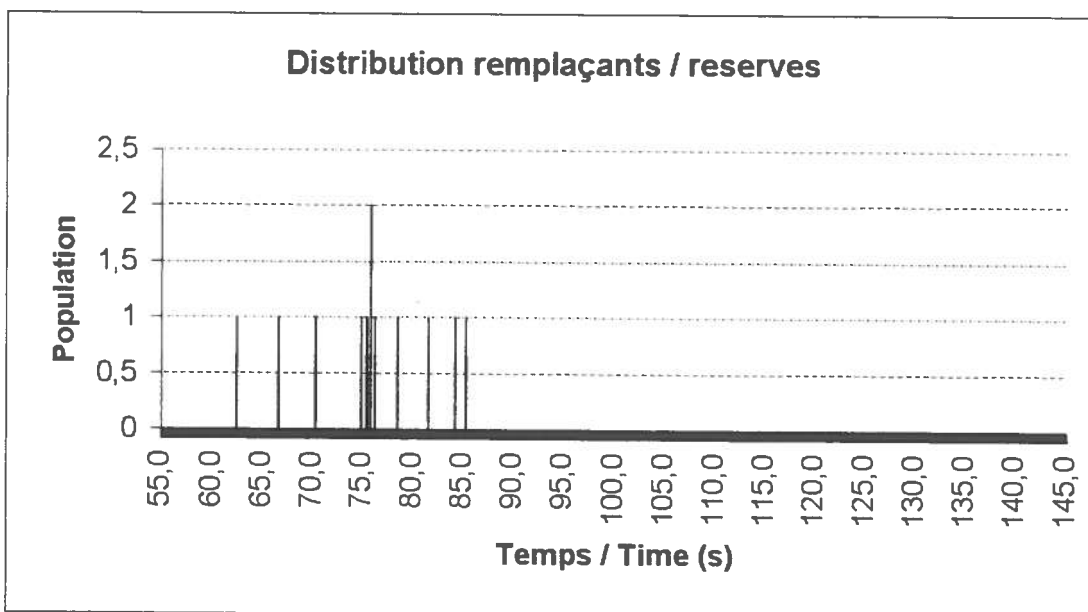
21		112	1LT	E. Gökmen	TUR	-	1 : 16 , 5	770,0
22		93	1LT	M. Sajban	CZE	-	1 : 17 , 1	758,0
23		61	1LT	D. Jakobsen	NOR	-	1 : 18 , 6	728,0
24		23	1LT	F. Leite	BRA	-	1 : 18 , 9	722,0
25		83	CAPT	D. Rusakowicz	POL	-	1 : 19 , 5	710,0
26		63	CAPT	B. Vereide	NOR	-	1 : 19 , 7	706,0
27		104	CAPT	M. Larsson	SWE	-	1 : 20 , 1	698,5
28		111	1LT	H. Alkaya	TUR	-	1 : 20 , 3	695,5
29		71	2LT	J. Ter Veer	NET	-	1 : 20 , 7	689,5
30		92	2LT	V. Malek	CZE	-	1 : 20 , 0	650,0
31		11	MAJ	A. Hubert	BEL	-	1 : 24 , 2	637,0
32		72	CAD	J. Smid	NET	-	1 : 25 , 7	614,5
33		82	CAPT	A. Bondaruk	POL	-	1 : 28 , 2	577,0
34		14	1LT	C. Deroubaix	BEL	-	1 : 28 , 5	572,5
35		12	CAPT	M. Campers	BEL	-	1 : 30 , 6	544,0
36		62	1LT	R. Skaldebo	NOR	-	1 : 30 , 7	543,0
37		13	1LT	K. Arnauts	BEL	-	1 : 31 , 1	539,0
38		52	1LT	E. Stemmler	FRA	-	1 : 35 , 4	496,0
39		53	CAPT	C. Gaudillere	FRA	-	1 : 35 , 4	496,0
40		113	CAD	S. Akbaba	TUR	-	1 : 36 , 8	482,0
41		84	CAPT	J. Zygmanski	POL	-	1 : 40 , 4	446,0
42		81	1LT	P. Czajka	POL	-	1 : 40 , 5	445,0











**RESULTATS NATATION / REMPLACANTS
RESULTS SWIMMING CONTEST / RESERVES**






Clas PI	N° Nr	Grade Rank	Nom Name	Pays Nation	Pen Pen	Time			PAIM
						Min	Sec	Ten	Swim Points
1	 47	CAD	M. Vihersalo	FIN	-	1	:02	,4	1078,0
2	 46	2LT	M. Honkasalo	FIN	-	1	:06	,6	968,0
3	 115	CAD	A. Bengöz	TUR	-	1	:10	,3	894,0
4	 45	2LT	M. Leppänen	FIN	-	1	:14	,8	804,0
5	 95	2LT	K. Kopac	CZE	-	1	:15	,4	792,0
6	 117	CAD	G. Dogan	TUR	-	1	:15	,5	790,0
7	 36	CAPT	M. Pardo	SPA	-	1	:15	,8	784,0
8	 106	2LT	A. Olovsson	SWE	-	1	:15	,8	784,0
9	 105	1LT	J. Rasmusson	SWE	-	1	:16	,2	776,0
10	 35	CAPT	J. Ramos	SPA	-	1	:18	,5	730,0
11	 75	CAD	F. Van Gessel	NET	-	1	:21	,5	677,5
12	 116	CAD	Y. Kundakçi	TUR	-	1	:24	,2	637,0
13	 85	CAPT	K. Momot	POL	-	1	:25	,2	622,0





RESULTATS DE NATATION / CLASSEMENT EQUIPES
RESULTS SWIMMING CONTEST / TEAM RANKING





















Clas <i>Pl</i>	N° <i>Nr</i>	Grade <i>Rank</i>	Nom <i>Name</i>	Pays <i>Nation</i>	PAIM <i>Swim Indiv</i>	PAIM <i>Swim Team</i>	
1		34	CAPT	E. Curiel	SPA	962	2786
		32	CAPT	E. Cuença	SPA	944	
		33	CAPT	B. Abos	SPA	880	
		31	MAJ	F. Torres	SPA	786	
2		103	CAPT	J. Rolen	SWE	960	2772
		102	CAPT	P. Carlsson	SWE	914	
		101	CAPT	N. Isaksson	SWE	898	
		104	CAPT	M. Larsson	SWE	698,5	
3		41	CAPT	P. Matero	FIN	1006	2758
		44	2LT	M. Pulli	FIN	904	
		43	2LT	T. Pöysti	FIN	848	
		42	2LT	V. Rosenlund	FIN	834	
4		21	MAJ	J.R. Leonidas	BRA	914	2606
		24	1LT	E. Utzig	BRA	884	
		22	CAPT	M. Neves	BRA	808	
		23	1LT	F. Leite	BRA	722	
5		94	1LT	Z. Kamelander	CZE	924	2540
		91	1LT	P. Pavlik	CZE	858	
		93	1LT	M. Sajban	CZE	758	
		92	2LT	V. Malek	CZE	650	
6		114	CAD	F. Bayram	TUR	946	2411,5
		112	1LT	E. Gökmen	TUR	770	
		111	1LT	H. Alkaya	TUR	695,5	
		113	CAD	S. Akbaba	TUR	482	

7		73	CAD	R. Vinken	NET	812	2299,5
		74	CAD	M. Van Der Zee	NET	798	
		71	2LT	J. Ter Veer	NET	689,5	
		72	CAD	J. Smid	NET	614,5	
8		61	1LT	D. Jakobsen	NOR	728	1977
		63	CAPT	B. Vereide	NOR	706	
		62	1LT	R. Skaldebo	NOR	543	
9		51	1LT	R. Artusio	FRA	954	1946
		52	1LT	E. Stemmler	FRA	496	
		53	CAPT	C. Gaudillere	FRA	496	
10		11	MAJ	A. Hubert	BEL	637	1753,5
		14	1LT	C. Deroubaix	BEL	572,5	
		12	CAPT	M. Campers	BEL	544	
		13	1LT	K. Arnauts	BEL	539	
11		83	CAPT	D. Rusakowicz	POL	710	1733
		82	CAPT	A. Bondaruk	POL	577	
		84	CAPT	J. Zygmanski	POL	446	
		81	1LT	P. Czajka	POL	445	

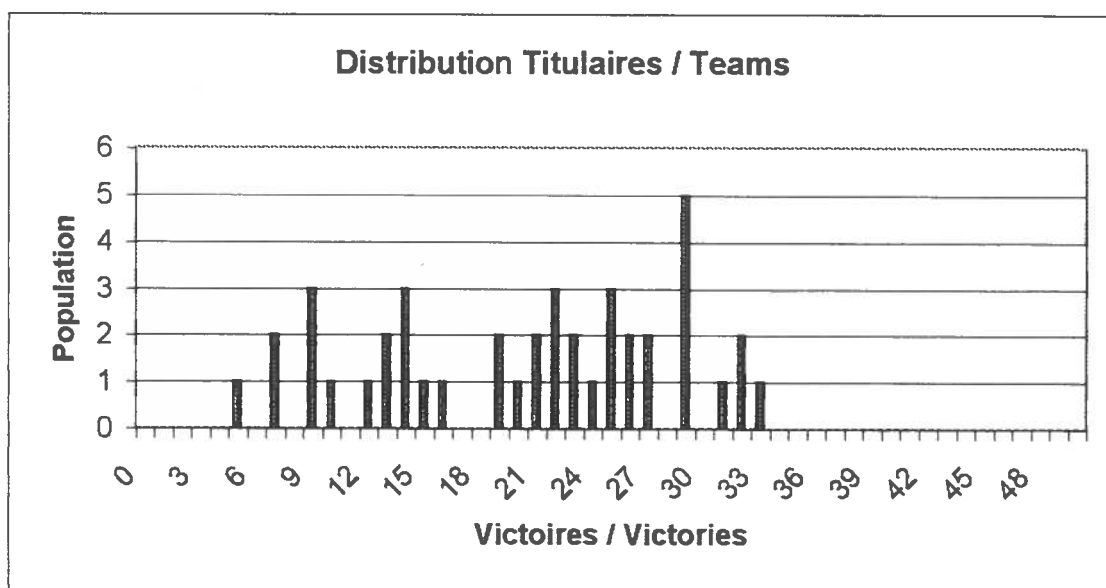


RESULTATS ESCRIME / TITULAIRES
RESULTS FENCING CONTEST / TEAMS

Nb victoires / 1000pts <i>Nb victories / 1000pts</i>	Nb matches / compétiteur <i>Nb matches / competitor</i>	Points / victoire <i>Points / victory</i>
33	41	27

Clas <i>Pl</i>	N° <i>Nr</i>	Grade <i>Rank</i>	Nom <i>Name</i>	Pays <i>Nation</i>	Vict <i>Vict</i>	TD <i>GH</i>	TR <i>RH</i>	Diff <i>Diff</i>	PAIM
									Fencing Points
1		102	CAPT P. Carlsson	SWE	33	116	56	60	1000
2		32	CAPT E. Cuença	SPA	32	111	54	57	973
3		11	MAJ A. Hubert	BEL	32	112	60	52	973
4		31	MAJ F. Torres	SPA	31	109	64	45	946
5		63	CAPT B. Vereide	NOR	29	104	59	45	892
6		103	CAPT J. Rolén	SWE	29	103	60	43	892
7		33	CAPT B. Abos	SPA	29	104	68	36	892
8		23	1LT F. Leite	BRA	29	104	70	34	892
9		101	CAPT N. Isaksson	SWE	29	103	72	31	892
10		104	CAPT M. Larsson	SWE	27	102	65	37	838
11		51	1LT R. Artusio	FRA	27	103	70	33	838
12		34	CAPT E. Curiel	SPA	26	99	66	33	811
13		41	CAPT P. Matero	FIN	26	96	76	20	811
14		61	1LT D. Jakobsen	NOR	25	95	73	22	784
15		13	1LT K. Arnauts	BEL	25	98	79	19	784
16		43	2LT T. Pöysti	FIN	25	96	82	14	784
17		22	CAPT M. Neves	BRA	24	95	79	16	757
18		21	MAJ J.R. Leonidas	BRA	23	95	72	23	730
19		44	2LT M. Pulli	FIN	23	91	71	20	730
20		93	1LT M. Sajban	CZE	22	97	80	17	703

21		74	CAD	M. Van Der Zee	NET	22	91	76	15	703
22		94	1LT	Z. Kamelander	CZE	22	91	78	13	703
23		91	1LT	P. Pavlik	CZE	21	88	80	8	676
24		72	CAD	J. Smid	NET	21	84	82	2	676
25		42	2LT	V. Rosenlund	FIN	20	99	81	18	649
26		62	1LT	R. Skaldebo	NOR	19	84	86	-2	622
27		92	2LT	V. Malek	CZE	19	80	82	-2	622
28		12	CAPT	M. Campers	BEL	16	85	88	-3	541
29		82	CAPT	A. Bondaruk	POL	15	81	84	-3	514
30		73	CAD	R. Vinken	NET	14	70	91	-21	487
31		83	CAPT	D. Rusakowicz	POL	14	72	100	-28	487
32		24	1LT	E. Utzig	BRA	14	63	94	-31	487
33		112	1LT	E. Gökmen	TUR	13	76	95	-19	460
34		71	2LT	J. Ter Veer	NET	13	72	94	-22	460
35		81	1LT	P. Czajka	POL	12	66	101	-35	433
36		113	CAD	S. Akbaba	TUR	10	55	91	-36	379
37		52	1LT	E. Stemmler	FRA	9	66	94	-28	352
38		14	1LT	C. Deroubaix	BEL	9	62	102	-40	352
39		84	CAPT	J. Zygmanski	POL	9	55	99	-44	352
40		114	CAD	F. Bayram	TUR	7	53	103	-50	298
41		111	1LT	H. Alkaya	TUR	7	49	101	-52	298
42		53	CAPT	C. Gaudillere	FRA	5	49	100	-51	244



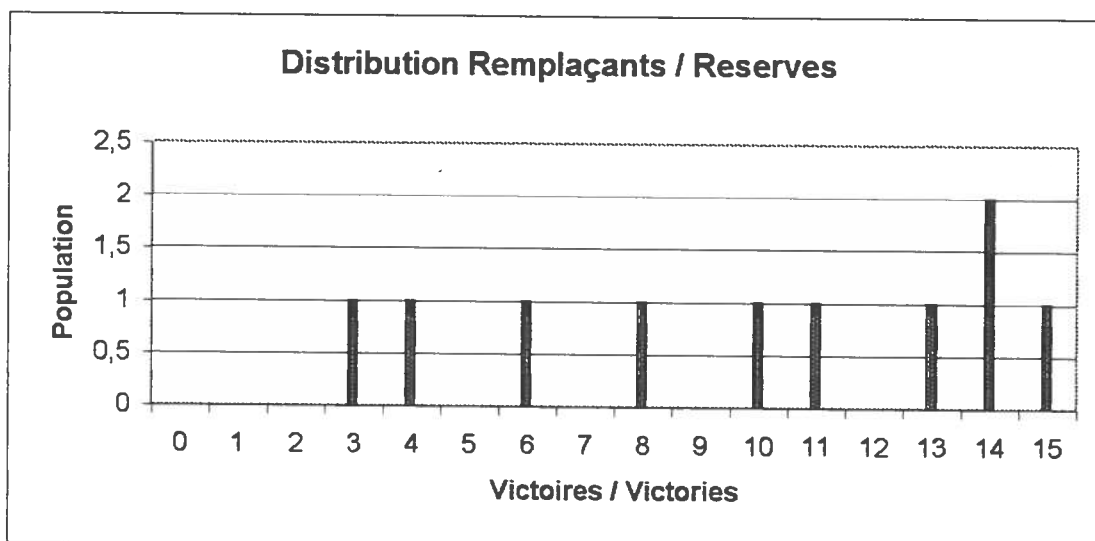


RESULTATS ESCRIME / REMPLACANTS
RESULTS FENCING CONTEST / RESERVES

Nb victoires / 1000pts <i>Nb victories / 1000pts</i>	Nb matches / compétiteur <i>Nb matches / competitor</i>	Points / victoire <i>Points / victory</i>
19	24	46







PAIM

Clas <i>Pl</i>	N° <i>Nr</i>	Grade <i>Rank</i>	Nom <i>Name</i>	Pays <i>Nation</i>	Vict <i>Vict</i>	TD <i>GH</i>	TR <i>RH</i>	Diff <i>Diff</i>	Fencing <i>Points</i>
1	 35	CAPT	J. Ramos	SPA	22	69	23	46	1138
2	 105	1LT	J. Rasmusson	SWE	18	64	39	25	954
3	 36	CAPT	M. Pardo	SPA	17	60	41	19	908
4	 95	2LT	K. Kopac	CZE	15	56	46	10	816
5	 106	2LT	A. Olovsson	SWE	14	59	45	14	770
6	 45	2LT	M. Leppänen	FIN	14	51	45	6	770
7	 75	CAD	F. Van Gessel	NET	13	49	49	0	724
8	 46	2LT	M. Honkasalo	FIN	11	48	50	-2	632
9	 85	CAPT	K. Momot	POL	10	51	55	-4	586
10	 47	CAD	M. Vihersalo	FIN	8	42	54	-12	494
11	 116	CAD	Y. Kundakçi	TUR	6	36	60	-24	402
12	 117	CAD	G. Dogan	TUR	4	27	64	-37	310
13	 115	CAD	A. Bengöz	TUR	3	25	66	-41	264

























RESULTATS D'ESCRIME / CLASSEMENT EQUIPES
RESULTS FENCING CONTEST / TEAM RANKING























Clas Pl	N° Nr	Grade Rank	Nom Name	Pays Nation	PAIM Fenc Indiv	PAIM Fenc Team	
1		32	CAPT	E. Cuença	SPA	973	2811
		31	MAJ	F. Torres	SPA	946	
		33	CAPT	B. Abos	SPA	892	
		34	CAPT	E. Curiel	SPA	811	
2		102	CAPT	P. Carlsson	SWE	1000	2784
		101	CAPT	N. Isaksson	SWE	892	
		103	CAPT	J. Rolén	SWE	892	
		104	CAPT	M. Larsson	SWE	838	
3		23	1LT	F. Leite	BRA	892	2379
		22	CAPT	M. Neves	BRA	757	
		21	MAJ	J.R. Leonidas	BRA	730	
		24	1LT	E. Utzig	BRA	487	
4		41	CAPT	P. Matero	FIN	811	2325
		43	2LT	T. Pöysti	FIN	784	
		44	2LT	M. Pulli	FIN	730	
		42	2LT	V. Rosenlund	FIN	649	
5		63	CAPT	B. Vereide	NOR	892	2298
		61	1LT	D. Jakobsen	NOR	784	
		62	1LT	R. Skaldebo	NOR	622	
6		11	MAJ	A. Hubert	BEL	973	2298
		13	1LT	K. Arnauts	BEL	784	
		12	CAPT	M. Campers	BEL	541	
		14	1LT	C. Deroubaix	BEL	352	

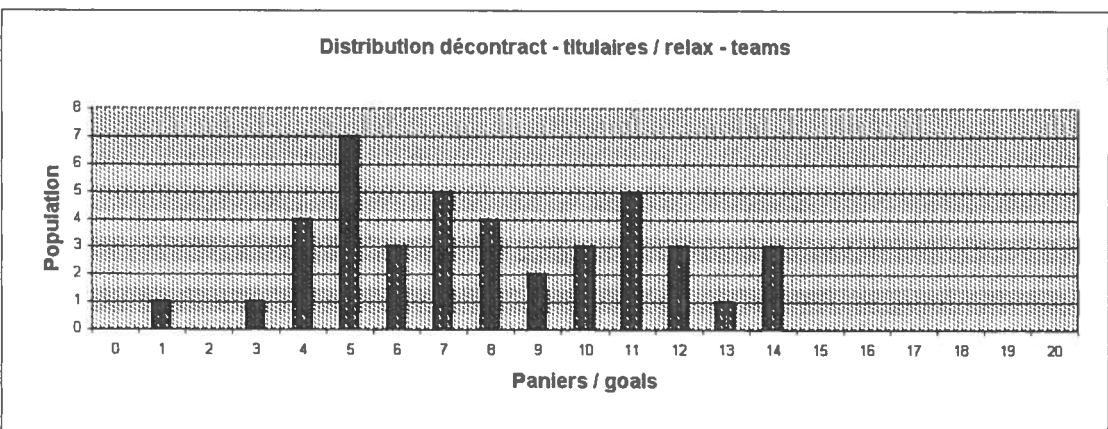
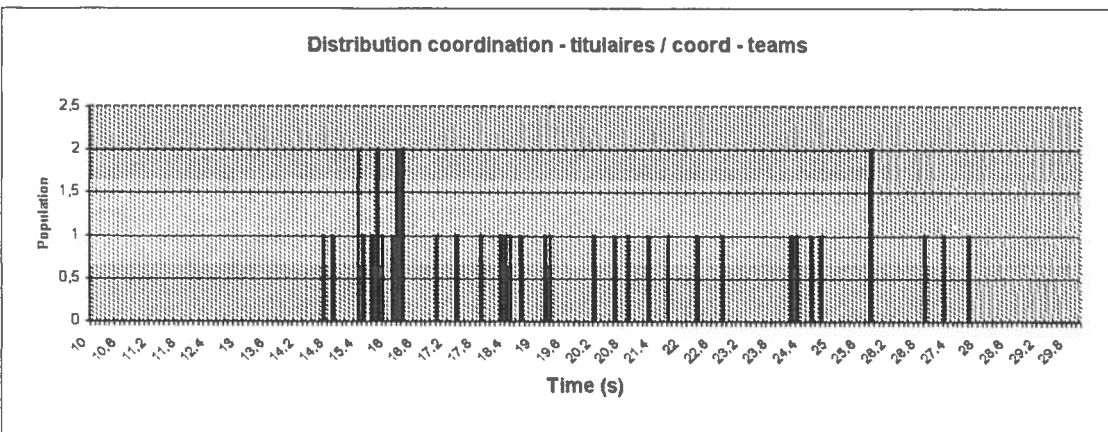
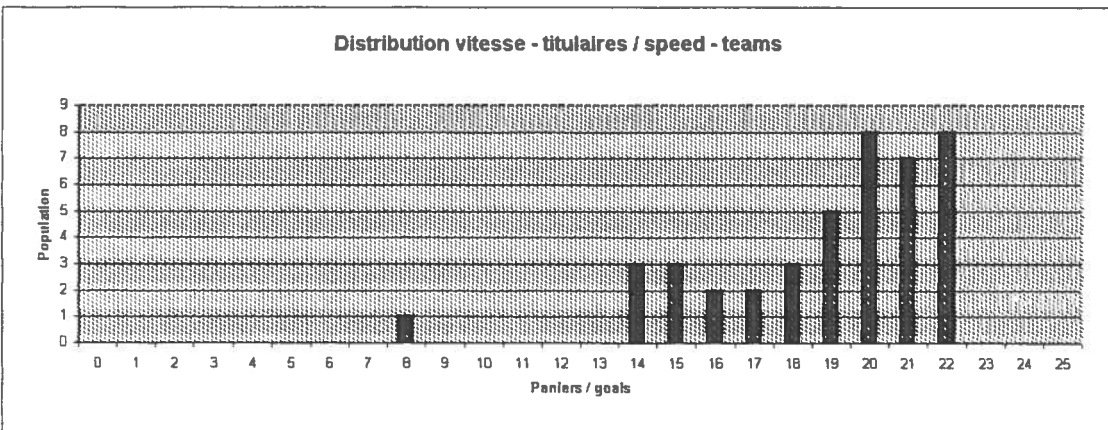
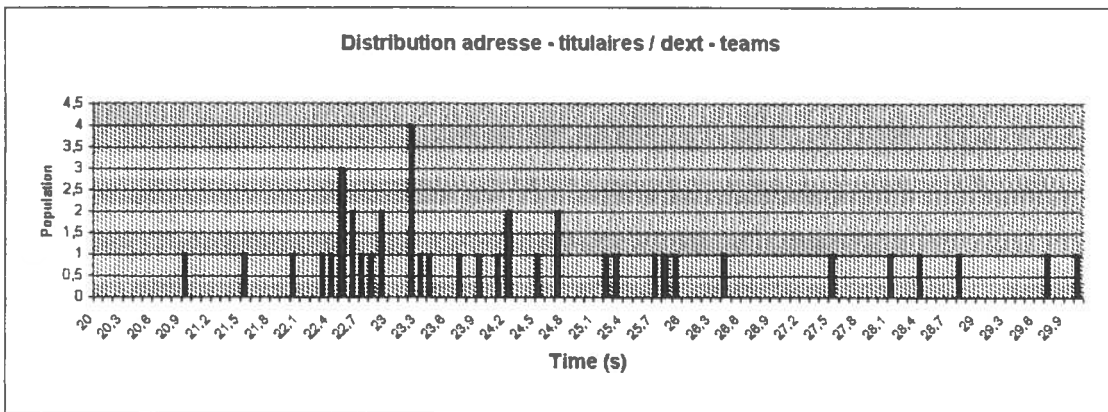
7		94	1LT	Z. Kamelander	CZE	703	2082
		93	1LT	M. Sajban	CZE	703	
		91	1LT	P. Pavlik	CZE	676	
		92	2LT	V. Malek	CZE	622	
8		74	CAD	M. Van Der Zee	NET	703	1866
		72	CAD	J. Smid	NET	676	
		73	CAD	R. Vinken	NET	487	
		71	2LT	J. Ter Veer	NET	460	
9		82	CAPT	A. Bondaruk	POL	514	1434
		83	CAPT	D. Rusakowicz	POL	487	
		81	1LT	P. Czajka	POL	433	
		84	CAPT	J. Zygmanski	POL	352	
10		51	1LT	R. Artusio	FRA	838	1434
		52	1LT	E. Stemmler	FRA	352	
		53	CAPT	C. Gaudillere	FRA	244	
11		112	1LT	E. Gökmen	TUR	460	1137
		113	CAD	S. Akbaba	TUR	379	
		111	1LT	H. Alkaya	TUR	298	
		114	CAD	F. Bayram	TUR	298	



**RESULTATS DE BASKET / TITULAIRES
RESULTS BALL CONTEST / TEAMS**






Clas Pl	N° Nr	Grade Rank	Nom Name	Pays Nation	Adresse	Vitesse	Coord	Détente	Total Ball	PAIM Ball points
					Dexterity	Speed	Coord	Relax		
					Temps F Time F	Paniers Goals	Temps F Time F	Paniers Goals		
1	 112	1LT	E. Gökmen	TUR	20,9	22	16,1	14	161,0	1120
2	 34	CAPT	E. Curiel	SPA	22,8	22	15,9	14	159,3	1086
3	 42	2LT	V. Rosenlund	FIN	22,5	21	15,4	12	154,1	982
4	 32	CAPT	E. Cuença	SPA	22,5	22	16,2	11	153,3	966
5	 31	MAJ	F. Torres	SPA	22,3	20	15,8	12	151,9	938
6	 21	MAJ	J.R. Leonidas	BRA	23,2	22	17,0	11	151,8	936
7	 101	CAPT	N. Isaksson	SWE	24,7	22	16,2	11	151,1	922
8	 102	CAPT	P. Carlsson	SWE	22,4	22	14,7	9	150,9	918
9	 33	CAPT	B. Abos	SPA	22,9	21	16,3	11	150,8	916
10	 44	2LT	M. Pulli	FIN	23,2	21	15,7	10	149,1	882
11	 24	1LT	E. Utzig	BRA	26,4	20	18,7	14	148,9	878
12	 61	1LT	D. Jakobsen	NOR	22,6	20	15,4	10	148,0	860
13	 104	CAPT	M. Larsson	SWE	24,1	21	21,7	12	146,2	824
14	 41	CAPT	P. Matero	FIN	22,6	22	20,2	9	145,2	804
15	 103	CAPT	J. Rolén	SWE	24,2	21	15,5	8	144,3	786
16	 94	1LT	Z. Kamelander	CZE	21,5	19	14,9	8	143,6	772
17	 11	MAJ	A. Hubert	BEL	23,2	20	27,3	13	141,5	730
18	 113	CAD	S. Akbaba	TUR	22,0	16	15,8	10	140,2	704
19	 51	1LT	R. Artusio	FRA	24,5	21	17,4	7	140,1	702
20	 93	1LT	M. Sajban	CZE	22,7	21	16,3	5	139,0	680

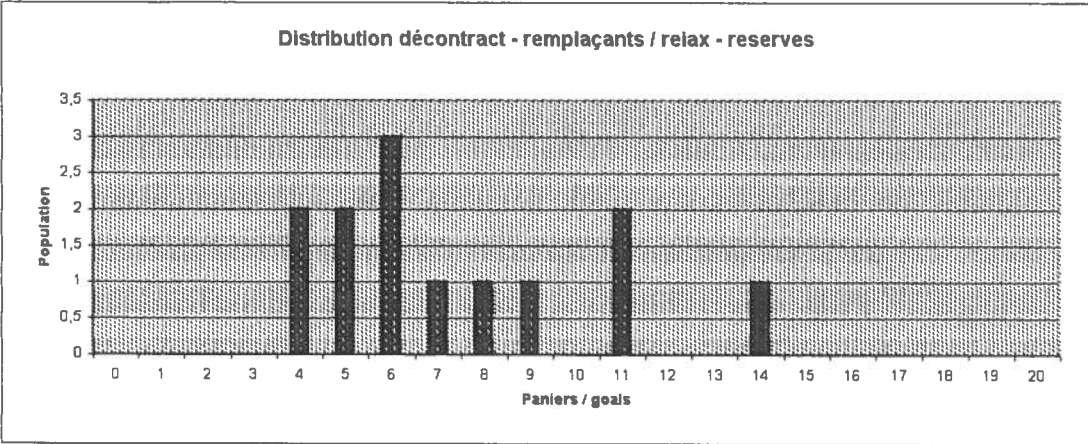
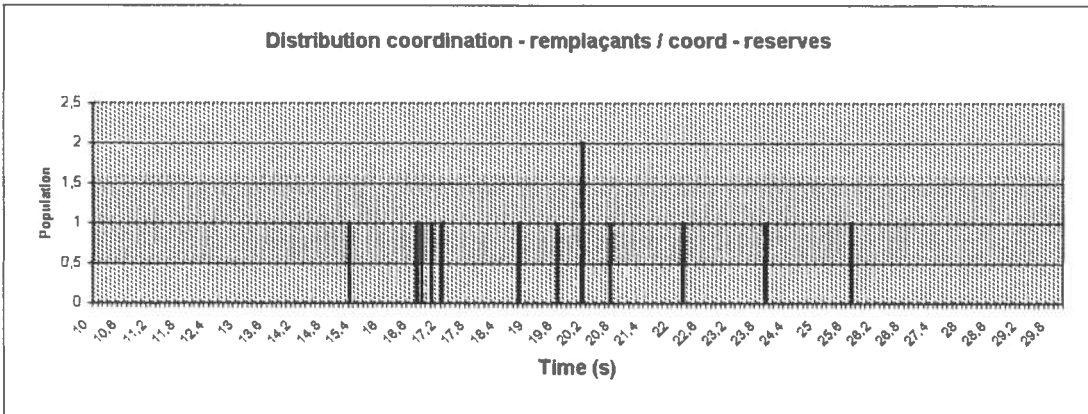
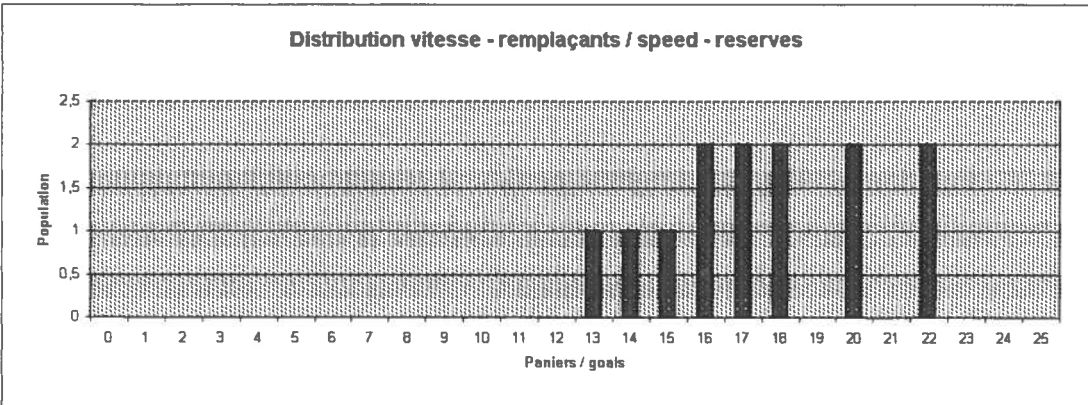
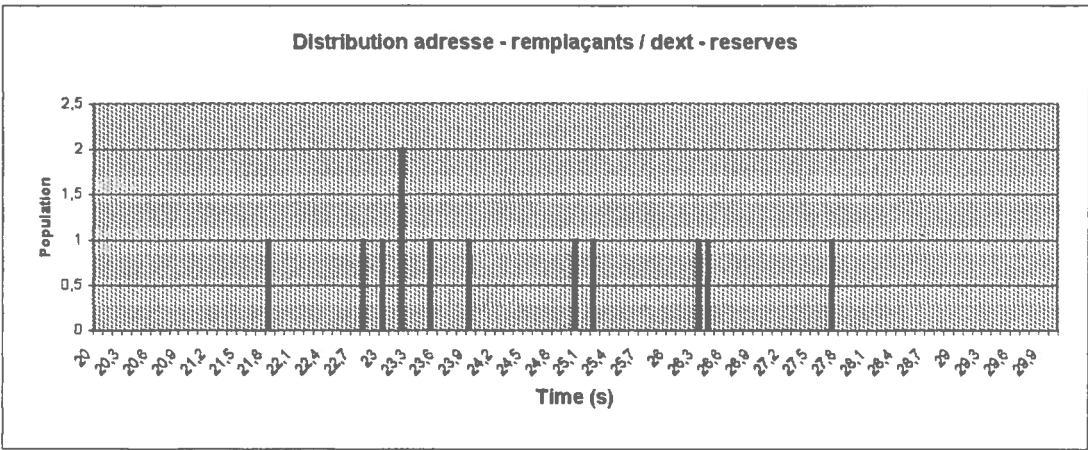
21		43	2LT	T. Pöysti	FIN	25,2	22	19,2	1	6	137,6	652
22		22	CAPT	M. Neves	BRA	23,2	19	17,9		7	136,9	638
23		91	1LT	P. Pavlik	CZE	23,7	20	15,9		5	136,5	630
24		12	CAPT	M. Campers	BEL	25,3	19	25,8		11	134,9	598
25		111	1LT	H. Alkaya	TUR	22,5	18	20,6	1	8	134,9	598
26		71	2LT	J. Ter Veer	NET	23,7	20	19,3		5	133,0	560
27		13	1LT	K. Arnauts	BEL	25,7	20	18,5		5	131,8	536
28		23	1LT	F. Leite	BRA	27,5	20	21,3		7	131,2	524
29		62	1LT	R. Skaldebo	NOR	22,9	19	18,4		4	130,7	514
30		114	CAD	F. Bayram	TUR	24,2	16	22,3		8	127,5	450
31		74	CAD	M. Van Der Zee	NET	23,4	19	24,6		4	124,0	380
32		73	CAD	R. Vinken	NET	25,8	18	24,2		4	120,0	300
33		92	2LT	V. Malek	CZE	28,1	17	20,9	1	4	119,0	290
34		14	1LT	C. Deroubaix	BEL	23,9	17	31,3		7	118,8	288
35		72	CAD	J. Smid	NET	31,0	1	18,3		3	118,7	287
36		81	1LT	P. Czajka	POL	23,3	15	26,4		6	118,3	283
37		83	CAPT	D. Rusakowicz	POL	24,7	14	24,8		5	114,5	245
38		84	CAPT	J. Zygmanski	POL	29,7	15	27,8	1	7	112,5	225
39		63	CAPT	B. Vereide	NOR	30,0	15	26,9		6	111,1	211
40		82	CAPT	A. Bondaruk	POL	28,8	2	24,3		5	110,9	209
41		52	1LT	E. Stemmler	FRA	25,9	14	22,8		1	107,3	173
42		53	CAPT	C. Gaudillere	FRA	28,4	8	25,8		5	97,8	78











RESULTATS DE BASKET / REMPLACANTS
RESULTS BALL CONTEST / RESERVES

Clas Pl	N° Nr	Grade Rank	Nom Name	Pays Nation	Adresse Dexterity		Vitesse Speed		Coord Coord		Détente Relax		Total points	PAIM ball points
					Temps Time	F F	Paniers Goals	Temps Time	F F	Paniers Goals	Temps Time	F F		
1	 35	CAPT	J. Ramos	SPA	23,0		22	16,7	14	158,3			1066	
2	 116	CAD	Y. Kundakçi	TUR	23,5		20	17,0	11	147,5			850	
3	 46	2LT	M. Honkasalo	FIN	21,8		22	15,3	5	142,9			758	
4	 36	CAPT	M. Pardo	SPA	23,2		16	20,1	11	136,7			634	
5	 95	2LT	K. Kopac	CZE	25,4	1	18	16,8	7	133,8			577	
6	 47	CAD	M. Vihersalo	FIN	25,2		15	17,2	8	129,6			492	
7	 45	2LT	M. Leppänen	FIN	22,8		17	18,8	5	128,4			468	
8	 106	2LT	A. Olovsson	SWE	23,9		18	23,9	1	126,2			424	
9	 75	CAD	F. Van Gessel	NET	25,0		13	19,6	9	125,4			408	
10	 115	CAD	A. Bengöz	TUR	26,4	1	17	20,7	1	124,9			398	
11	 105	1LT	J. Rasmusson	SWE	27,7		20	25,7	1	124,6			392	
12	 117	CAD	G. Dogan	TUR	23,2		16	20,1	4	122,7			354	
13	 85	CAPT	K. Momot	POL	26,3		14	22,2	4	113,5			235	





RESULTATS DE BASKET / CLASSEMENT EQUIPES
RESULTS BALL CONTEST / TEAM RANKING

Clas	N°	Grade	Nom	Pays	PAIM	PAIM	
PI	Nr	Rank	Name	Nation	Ball Indiv	Ball Team	
1		34	CAPT	E. Curiel	SPA	1086	2990
		32	CAPT	E. Cuença	SPA	966	
		31	MAJ	F. Torres	SPA	938	
		33	CAPT	B. Abos	SPA	916	
2		42	2LT	V. Rosenlund	FIN	982	2668
		44	2LT	M. Pulli	FIN	882	
		41	CAPT	P. Matero	FIN	804	
		43	2LT	T. Pöysti	FIN	652	
3		101	CAPT	N. Isaksson	SWE	922	2664
		102	CAPT	P. Carlsson	SWE	918	
		104	CAPT	M. Larsson	SWE	824	
		103	CAPT	J. Rolén	SWE	786	
4		21	MAJ	J.R. Leonidas	BRA	936	2452
		24	1LT	E. Utzig	BRA	878	
		22	CAPT	M. Neves	BRA	638	
		23	1LT	F. Leite	BRA	524	
5		112	1LT	E. Gökmen	TUR	1120	2422
		113	CAD	S. Akbaba	TUR	704	
		111	1LT	H. Alkaya	TUR	598	
		114	CAD	F. Bayram	TUR	450	
6		94	1LT	Z. Kamelander	CZE	772	2082
		93	1LT	M. Sajban	CZE	680	
		91	1LT	P. Pavlik	CZE	630	
		92	2LT	V. Malek	CZE	290	

7		11	MAJ	A. Hubert	BEL	730	1864
		12	CAPT	M. Campers	BEL	598	
		13	1LT	K. Arnauts	BEL	536	
		14	1LT	C. Deroubaix	BEL	288	
8		61	1LT	D. Jakobsen	NOR	860	1585
		62	1LT	R. Skaldebo	NOR	514	
		63	CAPT	B. Vereide	NOR	211	
9		71	2LT	J. Ter Veer	NET	560	1240
		74	CAD	M. Van Der Zee	NET	380	
		73	CAD	R. Vinken	NET	300	
		72	CAD	J. Smid	NET	287	
10		51	1LT	R. Artusio	FRA	702	953
		52	1LT	E. Stemmler	FRA	173	
		53	CAPT	C. Gaudillere	FRA	78	
11		81	1LT	P. Czajka	POL	283	753
		83	CAPT	D. Rusakowicz	POL	245	
		84	CAPT	J. Zygmanski	POL	225	
		82	CAPT	A. Bondaruk	POL	209	


















RESULTATS OBSTACLES / TITULAIRES
RESULTS OBSTACLE COURSE / TEAMS

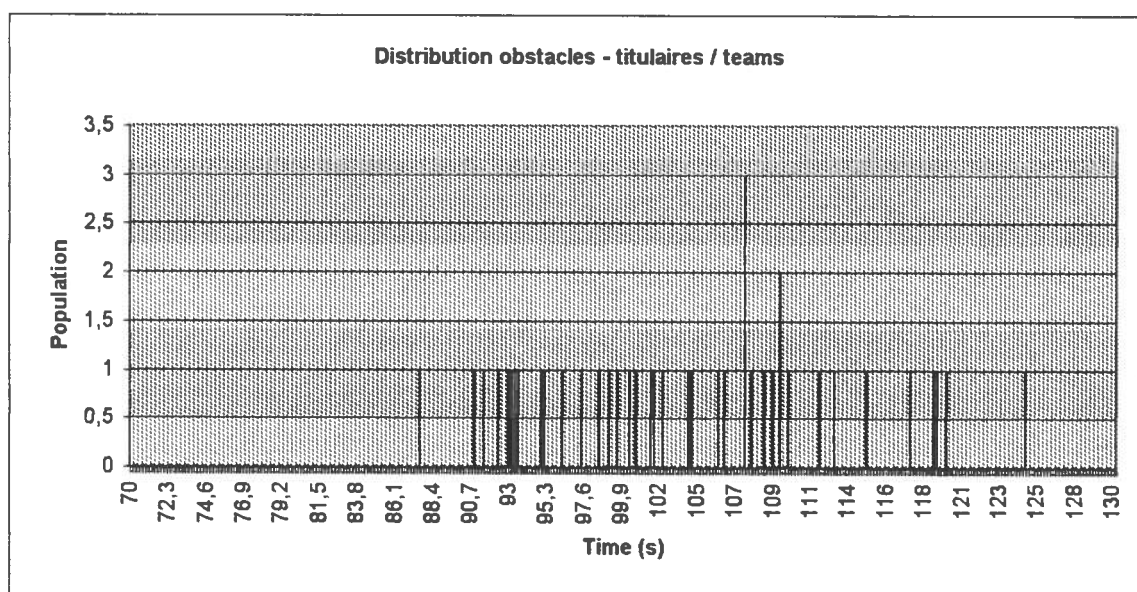
Moyenne des 5 meilleurs temps:

1 : 31 , 0

Average of the 5 best times:

Clas Pl	N° Nr	Grade Rank	Nom Name	Pays Nat	Time			PAIM
					Min	Sec	Ten	Obstacle Points
1	 91	1LT	P. Pavlik	CZE	1	27	, 6	568
2	 103	CAPT	J. Rolen	SWE	1	30	, 9	502
3	 113	CAD	S. Akbaba	TUR	1	31	, 5	493
4	 24	1LT	E. Utzig	BRA	1	32	, 4	479
5	 101	CAPT	N. Isaksson	SWE	1	33	, 0	470
6	 63	CAPT	B. Vereide	NOR	1	33	, 2	467
7	 33	CAPT	B. Abos	SPA	1	33	, 4	464
8	 44	2LT	M. Pulli	FIN	1	33	, 6	461
9	 42	2LT	V. Rosenlund	FIN	1	35	, 0	440
10	 94	1LT	Z. Kamelander	CZE	1	35	, 2	437
11	 32	CAPT	E. Cuença	SPA	1	36	, 3	421
12	 112	1LT	E. Gökmen	TUR	1	37	, 5	403
13	 114	CAD	F. Bayram	TUR	1	38	, 5	388
14	 61	1LT	D. Jakobsen	NOR	1	38	, 6	386
15	 41	CAPT	P. Matero	FIN	1	39	, 2	377
16	 72	CAD	J. Smid	NET	1	39	, 7	370
17	 111	1LT	H. Alkaya	TUR	1	40	, 4	359
18	 21	MAJ	J.R. Leonidas	BRA	1	40	, 8	353
19	 102	CAPT	P. Carlsson	SWE	1	41	, 7	343
20	 93	1LT	M. Sajban	CZE	1	41	, 9	341

21		51	1LT	R. Artusio	FRA	1 : 42 , 4	336
22		73	CAD	R. Vinken	NET	1 : 44 , 0	320
23		13	1LT	K. Arnauts	BEL	1 : 44 , 2	318
24		104	CAPT	M. Larsson	SWE	1 : 45 , 8	302
25		81	1LT	P. Czajka	POL	1 : 46 , 2	298
26		82	CAPT	A. Bondaruk	POL	1 : 47 , 4	286
27		22	CAPT	M. Neves	BRA	1 : 47 , 4	286
28		43	2LT	T. Pöysti	FIN	1 : 47 , 4	286
29		31	MAJ	F. Torres	SPA	1 : 47 , 8	282
30		11	MAJ	A. Hubert	BEL	1 : 48 , 6	274
31		74	CAD	M. Van Der Zee	NET	1 : 49 , 1	269
32		71	2LT	J. Ter Veer	NET	1 : 49 , 6	264
33		52	1LT	E. Stemmler	FRA	1 : 49 , 6	264
34		14	1LT	C. Deroubaix	BEL	1 : 50 , 1	259
35		92	2LT	V. Malek	CZE	1 : 52 , 0	245
36		53	CAPT	C. Gaudillere	FRA	1 : 52 , 9	241
37		34	CAPT	E. Curiel	SPA	1 : 54 , 8	231
38		12	CAPT	M. Campers	BEL	1 : 57 , 5	218
39		83	CAPT	D. Rusakowicz	POL	1 : 58 , 9	211
40		62	1LT	R. Skaldebo	NOR	1 : 59 , 1	210
41		23	1LT	F. Leite	BRA	1 : 59 , 7	207
42		84	CAPT	J. Zygmanski	POL	2 : 04 , 5	183



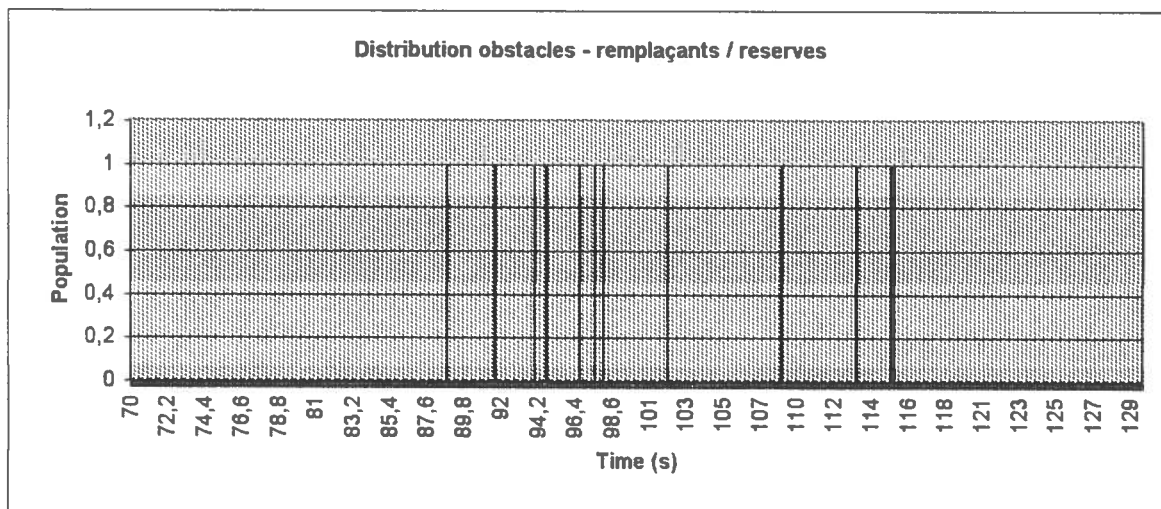


RESULTATS OBSTACLES / REMPLACANTS RESULTS OBSTACLE COURSE / RESERVES

Moyenne des 5 meilleurs temps:
Average of the 5 best times:







1 : 33 , 0

Clas Pl	N° Nr	Grade Rank	Nom Name	Pays Nat	Time			PAIM Obstacle Points
					Min	Sec	Ten	Points
1	 117	CAD	G. Dogan	TUR	1	28	, 8	584
2	 46	2LT	M. Honkasalo	FIN	1	31	, 7	526
3	 35	CAPT	J. Ramos	SPA	1	34	, 0	485
4	 45	2LT	M. Leppänen	FIN	1	34	, 7	475
5	 95	2LT	K. Kopac	CZE	1	36	, 7	445
6	 47	CAD	M. Vihersalo	FIN	1	37	, 6	431
7	 36	CAPT	M. Pardo	SPA	1	38	, 1	424
8	 106	2LT	A. Olovsson	SWE	1	41	, 9	367
9	 105	1LT	J. Rasmusson	SWE	1	48	, 7	293
10	 75	CAD	F. Van Gessel	NET	1	53	, 1	250
11	 116	CAD	Y. Kundakçi	TUR	1	53	, 2	249
12	 115	CAD	A. Bengöz	TUR	1	55	, 2	239
13	 85	CAPT	K. Momot	POL	1	55	, 4	238





RESULTATS OBSTACLES / CLASSEMENT EQUIPES
RESULTS OBSTACLE COURSE / TEAM RANKING

Clas PI	N° Nr	Grade Rank	Nom Name	Pays Nation	PAIM	PAIM	
					Obs Indiv	Obs Team	
1		91	1LT	P. Pavlik	CZE	568	1346
		94	1LT	Z. Kamelander	CZE	437	
		93	1LT	M. Sajban	CZE	341	
		92	2LT	V. Malek	CZE	245	
2		103	CAPT	J. Rolen	SWE	502	1315
		101	CAPT	N. Isaksson	SWE	470	
		102	CAPT	P. Carlsson	SWE	343	
		104	CAPT	M. Larsson	SWE	302	
3		113	CAD	S. Akbaba	TUR	493	1283
		112	1LT	E. Gökmen	TUR	403	
		114	CAD	F. Bayram	TUR	388	
		111	1LT	H. Alkaya	TUR	359	
4		44	2LT	M. Pulli	FIN	461	1278
		42	2LT	V. Rosenlund	FIN	440	
		41	CAPT	P. Matero	FIN	377	
		43	2LT	T. Pöysti	FIN	286	
5		33	CAPT	B. Abos	SPA	464	1167
		32	CAPT	E. Cuença	SPA	421	
		31	MAJ	F. Torres	SPA	282	
		34	CAPT	E. Curiel	SPA	231	
6		24	1LT	E. Utzig	BRA	479	1118
		21	MAJ	J.R. Leonidas	BRA	353	
		22	CAPT	M. Neves	BRA	286	
		23	1LT	F. Leite	BRA	207	

7		63	CAPT	B. Vereide	NOR	467	1063
		61	1LT	D. Jakobsen	NOR	386	
		62	1LT	R. Skaldebo	NOR	210	
8		72	CAD	J. Smid	NET	370	959
		73	CAD	R. Vinken	NET	320	
		74	CAD	M. Van Der Zee	NET	269	
		71	2LT	J. Ter Veer	NET	264	
9		13	1LT	K. Arnauts	BEL	318	851
		11	MAJ	A. Hubert	BEL	274	
		14	1LT	C. Deroubaix	BEL	259	
		12	CAPT	M. Campers	BEL	218	
10		51	1LT	R. Artusio	FRA	336	841
		52	1LT	E. Stemmler	FRA	264	
		53	CAPT	C. Gaudillere	FRA	241	
11		81	1LT	P. Czajka	POL	298	795
		82	CAPT	A. Bondaruk	POL	286	
		83	CAPT	D. Rusakowicz	POL	211	
		84	CAPT	J. Zygmanski	POL	183	























RESULTATS ORIENTATION / TITULAIRES
RESULTS ORIENTEERING / TEAMS

Moyenne des 5 meilleurs temps:

0 : 57 : 00

Average of the 5 best times:

Clas Pl	N° Nr	Grade Rank	Nom Name	Pays Nat	Time h m s	PAIM
						Orien Points
1	 104	CAPT	M. Larsson	SWE	0 : 52 : 25	592
2	 101	CAPT	N. Isaksson	SWE	0 : 53 : 57	561
3	 103	CAPT	J. Rolén	SWE	0 : 54 : 45	545
4	 102	CAPT	P. Carlsson	SWE	1 : 00 : 45	444
5	 13	1LT	K. Arnauts	BEL	1 : 02 : 32	418
6	 72	CAD	J. Smid	NET	1 : 04 : 09	393
7	 91	1LT	P. Pavlik	CZE	1 : 05 : 20	376
8	 44	2LT	M. Pulli	FIN	1 : 06 : 15	362
9	 74	CAD	M. Van Der Zee	NET	1 : 09 : 46	323
10	 94	1LT	Z. Kamelander	CZE	1 : 13 : 10	289
11	 34	CAPT	E. Curiel	SPA	1 : 14 : 10	279
12	 32	CAPT	E. Cuença	SPA	1 : 14 : 54	271
13	 14	1LT	C. Deroubaix	BEL	1 : 15 : 11	269
14	 42	2LT	V. Rosenlund	FIN	1 : 15 : 33	265
15	 112	1LT	E. Gökmen	TUR	1 : 16 : 00	260
16	 52	1LT	E. Stemmler	FRA	1 : 17 : 12	249
17	 33	CAPT	B. Abos	SPA	1 : 17 : 58	246
18	 73	CAD	R. Vinken	NET	1 : 18 : 40	242
19	 82	CAPT	A. Bondaruk	POL	1 : 19 : 39	237
20	 62	1LT	R. Skaldebo	NOR	1 : 20 : 11	235

21		22	CAPT	M. Neves	BRA	1 : 21 : 29	228
22		12	CAPT	M. Campers	BEL	1 : 21 : 39	227
23		61	1LT	D. Jakobsen	NOR	1 : 21 : 45	227
24		11	MAJ	A. Hubert	BEL	1 : 22 : 31	223
25		93	1LT	M. Sajban	CZE	1 : 24 : 06	215
26		92	2LT	V. Malek	CZE	1 : 24 : 23	214
27		21	MAJ	J.R. Leonidas	BRA	1 : 24 : 40	212
28		114	CAD	F. Bayram	TUR	1 : 27 : 22	199
29		63	CAPT	B. Vereide	NOR	1 : 29 : 18	189
30		53	CAPT	C. Gaudillere	FRA	1 : 29 : 46	187
31		83	CAPT	D. Rusakowicz	POL	1 : 30 : 17	184
32		43	2LT	T. Pöysti	FIN	1 : 30 : 25	183
33		111	1LT	H. Alkaya	TUR	1 : 36 : 13	154
34		51	1LT	R. Artusio	FRA	1 : 36 : 21	154
35		113	CAD	S. Akbaba	TUR	1 : 37 : 18	149
36		41	CAPT	P. Matero	FIN	1 : 43 : 38	117
37		24	1LT	E. Utzig	BRA	1 : 46 : 45	102
38		23	1LT	F. Leite	BRA	1 : 51 : 11	80
39		81	1LT	P. Czajka	POL	1 : 53 : 24	68
40		84	CAPT	J. Zygmanski	POL	2 : 01 : 22	29
41		31	MAJ	F. Torres	SPA	* : * : *	0
42		71	2LT	J. Ter Veer	NET	* : * : *	0
















RESULTATS ORIENTATION / REMPLACANTS
RESULTS ORIENTEERING / RESERVES

Moyenne des 5 meilleurs temps:







1 : 16 : 00

Average of the 5 best times:

Clas Pl	N° Nr	Grade Rank	Nom Name	Pays Nat	Time h m s	PAIM
						Orien Points
1	 106	2LT	A. Olovsson	SWE	1 : 11 : 18	595
2	 35	CAPT	J. Ramos	SPA	1 : 13 : 06	559
3	 45	2LT	M. Leppänen	FIN	1 : 14 : 17	535
4	 46	2LT	M. Honkasalo	FIN	1 : 17 : 32	478
5	 85	CAPT	K. Momot	POL	1 : 26 : 01	350
6	 47	CAD	M. Viherala	FIN	1 : 22 : 37	401
7	 117	CAD	G. Dogan	TUR	1 : 30 : 15	308
8	 36	CAPT	M. Pardo	SPA	1 : 34 : 47	263
9	 105	1LT	J. Rasmusson	SWE	1 : 35 : 28	256
10	 95	2LT	K. Kopac	CZE	1 : 36 : 16	249
11	 75	CAD	F. Van Gessel	NET	1 : 43 : 53	211
12	 115	CAD	A. Bengöz	TUR	1 : 59 : 35	133
13	 116	CAD	Y. Kundakçi	TUR	2 : 35 : 08	0























RESULTATS ORIENTATION / CLASSEMENT EQUIPES
RESULTS ORIENTEERING / TEAM RANKING























Clas PI	N° Nr	Grade Rank	Nom Name	Pays Nation	PAIM Orien Indiv	PAIM Orien Team	
1		104	CAPT	M. Larsson	SWE	592	1698
		101	CAPT	N. Isaksson	SWE	561	
		103	CAPT	J. Rolén	SWE	545	
		102	CAPT	P. Carlsson	SWE	444	
2		72	CAD	J. Smid	NET	393	958
		74	CAD	M. Van Der Zee	NET	323	
		73	CAD	R. Vinken	NET	242	
		71	2LT	J. Ter Veer	NET	0	
3		13	1LT	K. Arnauts	BEL	418	914
		14	1LT	C. Deroubaix	BEL	269	
		12	CAPT	M. Campers	BEL	227	
		11	MAJ	A. Hubert	BEL	223	
4		91	1LT	P. Pavlik	CZE	376	880
		94	1LT	Z. Kamelander	CZE	289	
		93	1LT	M. Sajban	CZE	215	
		92	2LT	V. Malek	CZE	214	
5		44	2LT	M. Pulli	FIN	362	810
		42	2LT	V. Rosenlund	FIN	265	
		43	2LT	T. Pöysti	FIN	183	
		41	CAPT	P. Matero	FIN	117	
6		34	CAPT	E. Curiel	SPA	279	796
		32	CAPT	E. Cuença	SPA	271	
		33	CAPT	B. Abos	SPA	246	
		31	MAJ	F. Torres	SPA	0	

7		62	1LT	R. Skaldebo	NOR	235	651
		61	1LT	D. Jakobsen	NOR	227	
		63	CAPT	B. Vereide	NOR	189	
8		112	1LT	E. Gökmen	TUR	260	613
		114	CAD	F. Bayram	TUR	199	
		111	1LT	H. Alkaya	TUR	154	
		113	CAD	S. Akbaba	TUR	149	
9		52	1LT	E. Stemmler	FRA	249	590
		53	CAPT	C. Gaudillere	FRA	187	
		51	1LT	R. Artusio	FRA	154	
		22	CAPT	M. Neves	BRA	228	
10		21	MAJ	J.R. Leonidas	BRA	212	542
		24	1LT	E. Utzig	BRA	102	
		23	1LT	F. Leite	BRA	80	
11		82	CAPT	A. Bondaruk	POL	237	489
		83	CAPT	D. Rusakowicz	POL	184	
		81	1LT	P. Czajka	POL	68	
		84	CAPT	J. Zygmanski	POL	29	
















RESULTATS EVASION / TITULAIRES
RESULTS ESCAPE / TEAMS

Clas	N°	Grade	Nom	Pays	PAIM	PAIM	PAIM	
Pl	Nr	Rank	Name	Nat	Obst Points	Orien Points	Orien Points	
1		103	CAPT	J. Rolen	SWE	502,0	545,0	1047,0
2		101	CAPT	N. Isaksson	SWE	470,0	561,0	1031,0
3		91	1LT	P. Pavlik	CZE	568,0	376,0	944,0
4		104	CAPT	M. Larsson	SWE	302,0	592,0	894,0
5		44	2LT	M. Pulli	FIN	461,0	362,0	823,0
6		102	CAPT	P. Carlsson	SWE	343,0	444,0	787,0
7		72	CAD	J. Smid	NET	369,5	393,0	762,5
8		13	1LT	K. Arnauts	BEL	318,0	418,0	736,0
9		94	1LT	Z. Kamelander	CZE	437,0	289,0	726,0
10		33	CAPT	B. Abos	SPA	464,0	246,0	710,0
11		42	2LT	V. Rosenlund	FIN	440,0	265,0	705,0
12		32	CAPT	E. Cuença	SPA	420,5	271,0	691,5
13		112	1LT	E. Gökmen	TUR	402,5	260,0	662,5
14		63	CAPT	B. Vereide	NOR	467,0	189,0	656,0
15		113	CAD	S. Akbaba	TUR	492,5	149,0	641,5
16		61	1LT	D. Jakobsen	NOR	386,0	227,0	613,0
17		74	CAD	M. Van Der Zee	NET	269,0	323,0	592,0
18		114	CAD	F. Bayram	TUR	387,5	199,0	586,5
19		24	1LT	E. Utzig	BRA	479,0	102,0	581,0
20		21	MAJ	J.R. Leonidas	BRA	353,0	212,0	565,0

21		73 CAD	R. Vinken	NET	320,0	242,0	562,0
22		93 1LT	M. Sajban	CZE	341,0	215,0	556,0
23		14 1LT	C. Deroubaix	BEL	259,0	269,0	528,0
24		82 CAPT	A. Bondaruk	POL	286,0	237,0	523,0
25		22 CAPT	M. Neves	BRA	286,0	228,0	514,0
26		52 1LT	E. Stemmler	FRA	264,0	249,0	513,0
27		111 1LT	H. Alkaya	TUR	359,0	154,0	513,0
28		34 CAPT	E. Curiel	SPA	231,0	279,0	510,0
29		11 MAJ	A. Hubert	BEL	274,0	223,0	497,0
30		41 CAPT	P. Matero	FIN	377,0	117,0	494,0
31		51 1LT	R. Artusio	FRA	336,0	154,0	490,0
32		43 2LT	T. Pöysti	FIN	286,0	183,0	469,0
33		92 2LT	V. Malek	CZE	245,0	214,0	459,0
34		62 1LT	R. Skaldebo	NOR	209,5	235,0	444,5
35		12 CAPT	M. Campers	BEL	217,5	227,0	444,5
36		53 CAPT	C. Gaudillere	FRA	240,5	187,0	427,5
37		83 CAPT	D. Rusakowicz	POL	210,5	184,0	394,5
38		81 1LT	P. Czajka	POL	298,0	68,0	366,0
39		23 1LT	F. Leite	BRA	206,5	80,0	286,5
40		31 MAJ	F. Torres	SPA	282,0	0,0	282,0
41		71 2LT	J. Ter Veer	NET	264,0	0,0	264,0
42		84 CAPT	J. Zygmanski	POL	182,5	29,0	211,5









RESULTATS EVASION / REMPLACANTS
RESULTS ESCAPE / RESERVES

Clas	N°	Grade	Nom	Pays	PAIM	PAIM	PAIM
<i>Pl</i>	<i>Nr</i>	<i>Rank</i>	<i>Name</i>	<i>Nat</i>	Obst	Orien	Orien
					Points	Points	Points
1	 35	CAPT	J. Ramos	SPA	485,0	559,0	1044,0
2	 45	2LT	M. Leppänen	FIN	474,5	535,0	1009,5
3	 46	2LT	M. Honkasalo	FIN	526,0	478,0	1004,0
4	 106	2LT	A. Olovsson	SWE	366,5	595,0	961,5
5	 117	CAD	G. Dogan	TUR	584,0	308,0	892,0
6	 47	CAD	M. Vihersalo	FIN	431,0	401,0	832,0
7	 95	2LT	K. Kopac	CZE	444,5	249,0	693,5
8	 36	CAPT	M. Pardo	SPA	423,5	263,0	686,5
9	 85	CAPT	K. Momot	POL	238,0	350,0	588,0
10	 105	1LT	J. Rasmusson	SWE	293,0	256,0	549,0
11	 75	CAD	F. Van Gessel	NET	249,5	211,0	460,5
12	 115	CAD	A. Bengöz	TUR	239,0	133,0	372,0
13	 116	CAD	Y. Kundakçi	TUR	249,0	0,0	249,0
14							
15							
16							
17							
18							
19							
20							










RESULTATS EVASION / CLASSEMENT EQUIPES
RESULTS ESCAPE / TEAM RANKING











Clas	N°	Grade	Nom	Pays	PAIM	PAIM	
PI	Nr	Rank	Name	Nation	Escape Indiv	Escape Team	
1		103	CAPT	J. Rolen	SWE	1047	2972
		101	CAPT	N. Isaksson	SWE	1031	
		104	CAPT	M. Larsson	SWE	894	
		102	CAPT	P. Carlsson	SWE	787	
2		91	1LT	P. Pavlik	CZE	944	2226
		94	1LT	Z. Kamelander	CZE	726	
		93	1LT	M. Sajban	CZE	556	
		92	2LT	V. Malek	CZE	459	
3		44	2LT	M. Pulli	FIN	823	2022
		42	2LT	V. Rosenlund	FIN	705	
		41	CAPT	P. Matero	FIN	494	
		43	2LT	T. Pöysti	FIN	469	
4		72	CAD	J. Smid	NET	763	1917
		74	CAD	M. Van Der Zee	NET	592	
		73	CAD	R. Vinken	NET	562	
		71	2LT	J. Ter Veer	NET	264	
5		33	CAPT	B. Abos	SPA	710	1912
		32	CAPT	E. Cuença	SPA	692	
		34	CAPT	E. Curiel	SPA	510	
		31	MAJ	F. Torres	SPA	282	
6		112	1LT	E. Gökmen	TUR	663	1891
		113	CAD	S. Akbaba	TUR	642	
		114	CAD	F. Bayram	TUR	587	
		111	1LT	H. Alkaya	TUR	513	

7		13	1LT	K. Arnauts	BEL	736	1761
		14	1LT	C. Deroubaix	BEL	528	
		11	MAJ	A. Hubert	BEL	497	
		12	CAPT	M. Campers	BEL	445	
8		63	CAPT	B. Vereide	NOR	656	1714
		61	1LT	D. Jakobsen	NOR	613	
		62	1LT	R. Skaldebo	NOR	445	
9		24	1LT	E. Utzig	BRA	581	1660
		21	MAJ	J.R. Leonidas	BRA	565	
		22	CAPT	M. Neves	BRA	514	
		23	1LT	F. Leite	BRA	287	
10		52	1LT	E. Stemmler	FRA	513	1431
		51	1LT	R. Artusio	FRA	490	
		53	CAPT	C. Gaudillere	FRA	428	
11		82	CAPT	A. Bondaruk	POL	523	1284
		83	CAPT	D. Rusakowicz	POL	395	
		81	1LT	P. Czajka	POL	366	
		84	CAPT	J. Zygmanski	POL	212	



CLASSEMENT GENERAL INDIVIDUELS / TITULAIRES
TOTAL RESULTS INDIVIDUALS / TEAMS

Clas Pl	N° Nr	Grade Rank	Nom Name	Pays Nation	Results					PAIM Points	
					Shoo	Swim	Fenc	Ball	Esc		
1		101	CAPT	N. Isaksson	SWE	1000	898,0	892	922	1031,0	4743
2		102	CAPT	P. Carlsson	SWE	1030	914,0	1000	918	787,0	4649
3		32	CAPT	E. Cuença	SPA	985	944,0	973	966	691,5	4559,5
4		103	CAPT	J. Rolen	SWE	805	960,0	892	786	1047,0	4490
5		42	2LT	V. Rosenlund	FIN	1045	834,0	649	982	705,0	4215
6		33	CAPT	B. Abos	SPA	805	880,0	892	916	710,0	4203
7		34	CAPT	E. Curiel	SPA	730	962,0	811	1086	510,0	4099
8		41	CAPT	P. Matero	FIN	925	1006,0	811	804	494,0	4040
9		44	2LT	M. Pulli	FIN	685	904,0	730	882	823,0	4024
10		104	CAPT	M. Larsson	SWE	715	698,5	838	824	894,0	3969,5
11		31	MAJ	F. Torres	SPA	1015	786,0	946	938	282,0	3967
12		61	1LT	D. Jakobsen	NOR	925	728,0	784	860	613,0	3910
13		21	MAJ	J.R. Leonidas	BRA	745	914,0	730	936	565,0	3890
14		51	1LT	R. Artusio	FRA	835	954,0	838	702	490,0	3819
15		112	1LT	E. Gökmen	TUR	775	770,0	460	1120	662,5	3787,5
16		91	1LT	P. Pavlik	CZE	655	858,0	676	630	944,0	3763
17		11	MAJ	A. Hubert	BEL	745	637,0	973	730	497,0	3582
18		43	2LT	T. Pöysti	FIN	790	848,0	784	652	469,0	3543
19		24	1LT	E. Utzig	BRA	640	884,0	487	878	581,0	3470
20		63	CAPT	B. Vereide	NOR	775	706,0	892	211	656,0	3240

21		23	1LT	F. Leite	BRA	760	722,0	892	524	286,5	3184,5
22		93	1LT	M. Sajban	CZE	475	758,0	703	680	556,0	3172
23		13	1LT	K. Arnauts	BEL	535	539,0	784	536	736,0	3130
24		94	1LT	Z. Kamelander	CZE	0	924,0	703	772	726,0	3125
25		74	CAD	M. Van Der Zee	NET	580	798,0	703	380	592,0	3053
26		111	1LT	H. Alkaya	TUR	940	695,5	298	598	513,0	3044,5
27		113	CAD	S. Akbaba	TUR	835	482,0	379	704	641,5	3041,5
28		22	CAPT	M. Neves	BRA	250	808,0	757	638	514,0	2967
29		62	1LT	R. Skaldebo	NOR	775	543,0	622	514	444,5	2898,5
30		114	CAD	F. Bayram	TUR	610	946,0	298	450	586,5	2890,5
31		71	2LT	J. Ter Veer	NET	805	689,5	460	560	264,0	2778,5
32		92	2LT	V. Malek	CZE	715	650,0	622	290	459,0	2736
33		12	CAPT	M. Campers	BEL	565	544,0	541	598	444,5	2692,5
34		82	CAPT	A. Bondaruk	POL	820	577,0	514	209	523,0	2643
35		72	CAD	J. Smid	NET	160	614,5	676	287	762,5	2500
36		83	CAPT	D. Rusakowicz	POL	490	710,0	487	245	394,5	2326,5
37		14	1LT	C. Deroubaix	BEL	580	572,5	352	288	528,0	2320,5
38		81	1LT	P. Czajka	POL	670	445,0	433	283	366,0	2197,3
39		73	CAD	R. Vinken	NET	0	812,0	487	300	562,0	2161
40		84	CAPT	J. Zygmanski	POL	385	446,0	352	225	211,5	1619,5
41		52	1LT	E. Stemmler	FRA	0	496,0	352	173	513,0	1534
42		53	CAPT	C. Gaudillere	FRA	85	496,0	244	78	427,5	1330,5









CLASSEMENT GENERAL INDIVIDUELS / REMPLACANTS
TOTAL RESULTS INDIVIDUALS / RESERVES

Clas <i>PI</i>	N° <i>Nr</i>	Grade <i>Rank</i>	Nom <i>Name</i>	Pays <i>Nation</i>	Results					PAIM <i>Points</i>
					Shoo	Swim	Fenc	Ball	Esc	
1	 35	CAPT	J. Ramos	SPA	775	730,0	1138	1066	1044,0	4753,0
2	 47	CAD	M. Vihersalo	FIN	1030	1078,0	494	492	832,0	3926,0
3	 106	2LT	A. Olovsson	SWE	940	784,0	770	424	961,5	3879,5
4	 36	CAPT	M. Pardo	SPA	670	784,0	908	634	686,5	3682,5
5	 105	1LT	J. Rasmusson	SWE	955	776,0	954	392	549,0	3626,0
6	 45	2LT	M. Leppänen	FIN	535	804,0	770	468	1009,5	3586,5
7	 95	2LT	K. Kopac	CZE	670	792,0	816	576,8	693,5	3548,3
8	 46	2LT	M. Honkasalo	FIN	70	968,0	632	758	1004,0	3432,0
9	 116	CAD	Y. Kundakçi	TUR	685	637,0	402	850	249,0	2823,0
10	 75	CAD	F. Van Gessel	NET	430	677,5	724	408	460,5	2700,0
11	 115	CAD	A. Bengöz	TUR	655	894,0	264	398	372,0	2583,0
12	 85	CAPT	K. Momot	POL	445	622,0	586	235	588,0	2476,0
13	 117	CAD	G. Dogan	TUR	0	790,0	310	354	892,0	2346,0



CLASSEMENT GENERAL EQUIPES
TOTAL RESULTS TEAM RANKING

Clas Pl	N° Nr	Grade Rank	Nom Name	Pays Nation	PAIM	PAIM	
					Total Indiv	Total Team	
1		101	CAPT	N. Isaksson	SWE	4743,0	13882,0
		102	CAPT	P. Carlsson	SWE	4649,0	
		103	CAPT	J. Rolen	SWE	4490,0	
		104	CAPT	M. Larsson	SWE	3969,5	
2		32	CAPT	E. Cuença	SPA	4559,5	12861,5
		33	CAPT	B. Abos	SPA	4203,0	
		34	CAPT	E. Curiel	SPA	4099,0	
		31	MAJ	F. Torres	SPA	3967,0	
3		42	2LT	V. Rosenlund	FIN	4215,0	12279,0
		41	CAPT	P. Matero	FIN	4040,0	
		44	2LT	M. Pulli	FIN	4024,0	
		43	2LT	T. Pöysti	FIN	3543,0	
4		21	MAJ	J.R. Leonidas	BRA	3890,0	10544,5
		24	1LT	E. Utzig	BRA	3470,0	
		23	1LT	F. Leite	BRA	3184,5	
		22	CAPT	M. Neves	BRA	2967,0	
5		91	1LT	P. Pavlik	CZE	3763,0	10060,0
		93	1LT	M. Sajban	CZE	3172,0	
		94	1LT	Z. Kamelander	CZE	3125,0	
		92	2LT	V. Malek	CZE	2736,0	
6		61	1LT	D. Jakobsen	NOR	3910,0	10048,5
		63	CAPT	B. Vereide	NOR	3240,0	
		62	1LT	R. Skaldebo	NOR	2898,5	

7		112	1LT	E. Gökmen	TUR	3787,5	9873,5
		111	1LT	H. Alkaya	TUR	3044,5	
		113	CAD	S. Akbaba	TUR	3041,5	
		114	CAD	F. Bayram	TUR	2890,5	
8		11	MAJ	A. Hubert	BEL	3582,0	9404,5
		13	1LT	K. Arnauts	BEL	3130,0	
		12	CAPT	M. Campers	BEL	2692,5	
		14	1LT	C. Deroubaix	BEL	2320,5	
9		74	CAD	M. Van Der Zee	NET	3053,0	8331,5
		71	2LT	J. Ter Veer	NET	2778,5	
		72	CAD	J. Smid	NET	2500,0	
		73	CAD	R. Vinken	NET	2161,0	
10		82	CAPT	A. Bondaruk	POL	2643,0	7166,8
		83	CAPT	D. Rusakowicz	POL	2326,5	
		81	1LT	P. Czajka	POL	2197,3	
		84	CAPT	J. Zygmanski	POL	1619,5	
11		51	1LT	R. Artusio	FRA	3819,0	6683,5
		52	1LT	E. Stemmler	FRA	1534,0	
		53	CAPT	C. Gaudillere	FRA	1330,5	