



CISM

PARACHUTING REGULATIONS EDITION 2020



PARACHUTING REGULATIONS

TABLE OF CONTENTS

INTRODUCTION	4
1. GENERAL REGULATIONS	5
1.1. ABBREVIATIONS, VALIDITY, CHANGES, TITLE	5
1.2. EVENTS	6
1.3. COMPETITORS	6
1.4. DOPING CONTROL (CISM REG CHAPTER IX)	7
1.5. PARACHUTES, CLOTHING AND EQUIPMENT	7
2. COMPETENT AUTHORITIES	9
2.1. OFFICIAL C.I.S.M. REPRESENTATIVE	9
2.2. CHAMPIONSHIP AUTHORITIES	9
2.3. PANEL OF JUDGES	9
3. ORGANIZATION OF CHAMPIONSHIPS	10
3.1. GENERAL PROVISIONS	10
3.2. TECHNICAL ARRANGEMENTS	10
3.3. PARTICIPATION	11
3.4. PROGRAM OF STAY	12
3.5. COMPETITION MANAGEMENT	12
3.6. CONCLUSION	13
4. JUMPING AT CHAMPIONSHIPS	14
4.1. DEFINITIONS	14
4.2. EXECUTION OF JUMPS	14
4.3. PROTESTS AND APPEALS	18
5. ACCURACY	19
5.1. GENERAL RULES	19
5.2. EXECUTION OF JUMPS	21
5.3. SCORING - JUDGING	21
5.4. DETERMINATION OF THE WINNER	23
6. STYLE RULES	24
6.1. GENERAL RULES	24
6.2. EXECUTION OF JUMPS	25
6.3. SCORING-JUDGING	25
6.4. DETERMINATION OF THE WINNER	27
7. FORMATION SKYDIVE	28
7.1. GENERAL RULES	28
7.2. EXECUTION OF JUMPS	30
7.3. SCORING- JUDGING	30
7.4. REJUMPS	31
7.5. DETERMINATION OF THE WINNER	32
8. OVERALL	32
8.1. INDIVIDUAL OVERALL	32
8.2. TEAM OVERALL	33
9. JUDGING	34
9.1. GENERAL PROVISIONS	34
9.2. PANEL OF JUDGES	34
9.3. DUTIES OF JUDGES	35
9.4. CISM JUDGE QUALIFICATION	36



9.5.	JUDGES: QUALIFICATIONS STANDARDS.....	37
10.	C.I.S.M. RECORDS	38
10.1.	GENERAL PROVISIONS.....	38
10.2.	INDIVIDUAL ACCURACY.....	38
10.3.	TEAM ACCURACY.....	38
10.4.	STYLE.....	38
10.5.	FORMATION SKYDIVE.....	38
10.6.	DOPING CONTROLS.....	38
11.	ANNEXES.....	39
11.1.	STYLE SCORE SHEET.....	39
11.2.	FORMATION SKYDIVE.....	40
11.3.	FORMS.....	44
11.4.	C.P.C. MEMBERS.....	50
11.5.	C.I.S.M. PARACHUTING RECORDS.....	50
11.6.	RESULTS OF C.I.S.M. CHAMPIONSHIPS.....	50

Remarks:

This edition of CISM Parachuting Regulations was prepared by CPC during 43rd WMPC 2019 in Wuhan (China) and presented to all nations at enlarged CPC meeting

Gender equality clause..... by Jurate

The final version 2020 is valid from 01 January 2020 for all CISM parachuting competitions until further notice and will be published at CISM website.



INTRODUCTION

PRESENTATION OF PARACHUTING IN C.I.S.M.

Leonardo da Vinci, universal genius of the Renaissance, anticipated in a drawing the principle and the design elements of the parachute. In 1617 a jump was attempted in Italy from a tower. The first jump from the air is registered in France during the year 1797.

During World War I. the parachute was introduced as a safety device for fighter pilots. In World War II became a form of transport for vertical infiltration and commando missions; parachute units often conducted strategic and operational actions: Crete and "Market Garden" are military history.

After 1945 the parachute became a sport tool, originating fascinating new sports which attract young people.

A parachute competitor demonstrates his skills in free fall and under open canopy, individually or in a team. Skills used in free fall are instinctive body control with deep concentration, then after opening sure steering in a three-dimensional environment until making a precise landing. Other skills are the ability to take risks, mental strength, and the capability to integrate socially and to think as a team. All these qualities are growing even more important for soldiers and are strengthened by the parachuting schooling and sport training.

Formation skydive, style and accuracy are the events at our championships, which provide the opportunity for our soldiers and parachutists to compare their skills and reflect the military virtues of teamwork, speed and precision.

1964 the first Parachuting Military World Championship of C.I.S.M. was organized in Pau at the French military parachute school. In 1983 female classifications were introduced. Until 2019 we saw 43 World Military Parachuting Championships, and in the recent years, up to 40 nations have participated.

Since 1992 we also have the option for Military Parachuting Continental Championships.

The present rules are created with the main aim to further develop and strengthen parachuting as a military sport in C.I.S.M. and to cover all Military Parachuting Championships.



1. GENERAL REGULATIONS

1.1. ABBREVIATIONS, VALIDITY, CHANGES, TITLE

1.1.1. Abbreviations

CJ ...	Chief Judge
CoM	Chief of Mission
CPC ...	CISM Parachuting Committee (aka CSC Parachuting)
EJ ...	Event Judge
FAI ...	Fédération Aéronautique Internationale
ISC ...	International Skydiving Commission (of FAI)
MD	Meet Director
WMPC ...	World Military Parachuting Championship

1.1.2. CISM regulations

CISM Parachuting regulations consist of:

- CISM Statutes
- CISM (General) Regulations
- Sports Regulations for each world level sport as Parachuting. The official language in which the Parachuting Regulations were established is English. This version will prevail in case of interpretation difficulties.

1.1.3. References

Within the current Sports Regulation is only *###*. To other CISM regulations the reference will be: e.g. CISM Reg. 2.16 is: CISM (General) Regulations chapter II Article 2.16, while 1.1.3 only is a reference to this article.

1.1.4. Validity and exceptions

The present rules will govern all Military Parachuting Championships mentioned in 1.1.5; any exception must be approved in writing by the CPC at least six (6) months before the Championship, so for instance :

- Composition and size of the mission (3.3.1.A);
- Duration and program;
- Special event and its Special Rules.

1.1.5. Title of the championship

World Championships are called “(number) World Military Parachuting Championship (C.I.S.M. *logo*)”, see CISM Reg 7.6. (abbr.: xx WMPC)

Continental Championships are called “(year) (Continent) Military Parachuting Championship (C.I.S.M. *logo*)”, see CISM Reg. 7.7.

Regional championships are called “(year) (Region) Military Parachuting Championship (CISM *logo*)”, see CISM Reg. 7.8.

Tournaments are called “(year) Parachuting Military Tournament (CISM *logo*)”, see CISM Reg 7.9.

1.1.6. Changes

Necessary changes will be either worked into new editions of these rules (annually) or distributed as annexes.



1.2. EVENTS

1.2.1. Events detailed in the rules

The three events of a WMPC are detailed within these rules (in chapters 5, 6 and 7):

- accuracy (individual and team accuracy)
- style
- formation skydive

At CISM parachuting championships other than the WMPC, at least one of these events must be scheduled.

1.2.2. Titles of champions

The following titles are awarded for men and women

- (year) World Military Parachuting Champion in Individual Accuracy.
- (year) World Military Parachuting Champion in Style.
- (year) World Military Parachuting Champion in Individual Overall.
- (year) World Military Parachuting Champion in Junior Individual Accuracy.
- (year) World Military Parachuting Champion in Junior Style.
- (year) World Military Parachuting Champion in Junior Individual Overall.
- (year) World Military Parachuting Champion in Team Accuracy.
- (year) World Military Parachuting Champion in Formation Skydive.
- (year) World Military Parachuting Champion in Team Overall.

1.2.3. Official CISM medals

The organizer must award one medal to each competitor or each of the five members of teams who finish in the top three places of the classifications mentioned in 1.2.2.

The number of medals will be 6 in the Team Overall event if a team was supported by an extra cameraman and in FS the number will be 6 if the team has replaced a team member by the 5th competitor (7.1.1.B)

In addition to the above, the Organizer can offer any other prizes (CISM Reg. 8.33)

1.2.4. Events not detailed in the rules

It is possible to organize a combined championship that include events not detailed in these rules, for example Para-Ski or Para-Cross. This championship and its Rules must be approved by the CPC (1.1.4). At least one of the events listed in 1.2.1 must be included in combination with the other event(s) at this Championship.

1.3. COMPETITORS

1.3.1. Participation-military status (CISM Reg. 7.21)

A. Active duty personnel:

Only personnel on active duty in Armed Forces may take part in competitions organized by CISM.

B. Other

No one may be recalled to active duty in Armed Forces for the purpose of participating in a CISM competition. In the case of an intermittent military service, the athletes regularly recalled may not take part in CISM competitions, under any circumstances, if more than 18 months have elapsed between this recall and the end of their first call to arms.

1.3.2. Nation representation

Each nation may be represented by a full men's and/or women's team, or by one or more individual competitors. Each team (male or female) can have not more than 5 competitors. At the start of the competition a team must have a minimum of 4 competitors in order to be considered



for team accuracy and team overall scoring. However, members of incomplete teams at the beginning of the competition may participate in the individual style and accuracy events.

A team finding itself reduced to less than four (4) members during the championship will receive the maximum (minimum) result for each missing score.

1.3.3. Junior classification and CISM junior records

- A junior competitor is a person under the age of 24 or whose 24th birthday occurs during the calendar year in which the competition takes place.
- The junior classification will be extracted from the general ranking (so a competitor can win the title in both rankings - general male or female and junior male or female).
- Junior titles and medals will be given in Individual Accuracy, Style and Individual Overall, but the minimum number of participants must be in accordance with the CISM General Rules (CISM Reg. 8.30.) For individual overall calculation a new ranking list with only juniors will be established.
- CISM junior records can be established in accuracy (10.2) and style (10.4)

1.3.4. No official women's competition

When no official women's competition is declared, a nation's team may be composed of both men and women.

If the minimum number of participating female juniors for awarding a gold medal in accuracy and/or style is not reached (CISM Reg. 8.30.) the junior classification incl. junior overall will be mixed and calculated from the number of rounds completed by all juniors.

1.4. ***DOPING CONTROL (CISM Reg chapter IX)***

Doping is strictly forbidden in CISM. Doping controls will be carried out during all Military World Games and World Military Parachuting Championship in accordance with CISM Anti-Doping Rules and TDP. For CISM parachuting records see 10.6

1.5. ***PARACHUTES, CLOTHING AND EQUIPMENT***

1.5.1. Execution of jumps

The execution of a jump requires two parachutes (one main and one reserve parachute) attached to a single harness.

1.5.2. Parachutes

The two parachutes must be square canopies and certified as being airworthy by the competent national authorities. Each competitor will be responsible for the good condition of his equipment. A malfunction, premature opening or any equipment problems will not be reason for a rejump (for exception see 5.3.8).

1.5.3. Safety devices

The use of a safety device (AAD) to ensure the opening of the reserve parachute is recommended.

1.5.4. Type of clothing

Any type of clothing and equipment may be worn for the jumps However, if any interference should occur between the clothing/equipment and the electronic scoring system, the further use of this clothing may be prohibited by the EJ.

Head protection must be worn.



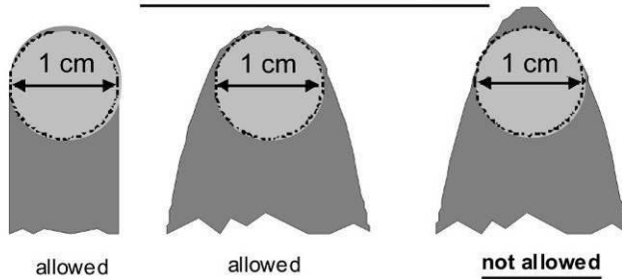
1.5.5. Accepted shape of the shoe

For accuracy, in order not to damage the Automatic Measuring Device, suitable footwear must be worn :

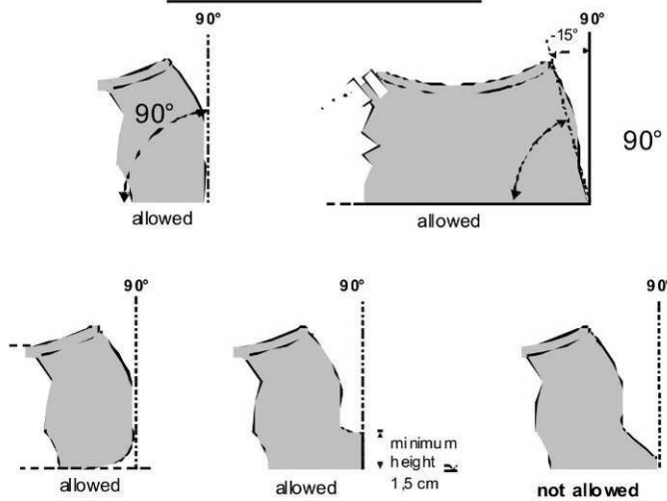
- the sole must be flat without any knobs protruding from it;
- on the horizontal plane, the portion of the sole touching the target must have a minimum diameter of 1 cm;
- on the vertical plane, the angle of the part of the sole touching the target must have an angle of 90° (or 90°-15°, for explanation see diagram);
- The EJ has the right to refuse the use of specific footwear at any time.

4

Shoes - Horizontal section



Shoes - Vertical section



1.5.6. Equipment problems

Equipment problems occurring in freefall, making it difficult or impossible for the competitor to perform will not be reason for a rejump.



2. COMPETENT AUTHORITIES

2.1. OFFICIAL C.I.S.M. REPRESENTATIVE

The official CISM Representative (OCR) represents CISM at a WMPC and chairs the Jury of Appeal and the Anti-Doping Commission.

2.2. CHAMPIONSHIP AUTHORITIES

2.2.1. Meet Director

At Military Parachuting Championships, the Organising committee (OC) includes the Meet Director and one or more Deputy Meet Directors.

2.2.2. Technical Jury (CISM Reg. 8.12)

At Military Parachuting Championships, the Technical Jury will consist of the Chief Judge, as president, and the Event Judges, as members. The CPC President will introduce them at the preliminary meeting. The Technical Jury is responsible for:

- prior to the start of the competition, overseeing that the equipment and facilities conform to the standards required by CISM,
- during the competition, ensuring that the technical regulations are properly followed and that all protests received are based on the appropriate rule(s),
- during the competition and at the end of the competition, controlling and ratifying the results.

The Technical Jury rules as first resort on protests received in accordance with CISM sports regulations.

2.3. PANEL OF JUDGES

Each country participating with a team must nominate one judge with an international license (CISM and/or FAI) in at least 2 categories (AS/ AF/ SF/ or ASF). Any exception must be approved by the CPC President.

In addition, countries only participating with individual competitors may nominate a qualified judge.

FAI judges must be qualified to judge at an FAI 1st category event.

The name of the Judge appointed by the nation must be specified in the Preliminary Agreement to the WMPC, a Preliminary Agreement form without a valid judge is not valid and will be rejected by the Organizing Committee.

The Chief Judge appoints the Event judges as soon as possible; at latest shortly after the final entry date.



3. ORGANIZATION OF CHAMPIONSHIPS

3.1. GENERAL PROVISIONS

3.1.1. Schedule

A World Military Parachuting Championship will be organized every year and shall be planned at least two years in advance (CISM Reg. 7.15).

3.2. TECHNICAL ARRANGEMENTS

3.2.1. Judging equipment

A. Equipment provided by Organizer

The organizer will provide the judges with the equipment necessary to observe and score the jumps except as noted in paragraph 9.3.4. and with the personnel to operate it, put it in place and remove it. The organizer will also provide the necessary number of secretaries and scorers for the judges.

B. Automatic Measuring Device – general conditions

Any Automatic Measuring Device used for judging must be accepted by the Chief Judge. It must be connected to a constant power source so that there can be no voltage or current fluctuations, which could cause an erroneous reading.

C. Video System – general conditions

For style and formation skydive judging a video playback system with slow motion must be used. It must be accepted by the Chief Judge.

D. Back-up System

A back-up system for judging must be provided for all events.

3.2.2. Aircraft and pilots

- Jumps may be made from any kind of aircraft. The organizer must provide sufficient aircraft and qualified pilots to run the events in good time.
- The aircraft provided must be able to carry at least one complete team.
- The drop speed must not exceed 120 knots and must not be below 60 knots.
- The pilots must ensure that the jump runs are made on the correct altitude and with the correct speed/power setting.

3.2.3. Meteorological equipment

A. Meteorological Equipment

The organizer will provide the meteorological equipment to be used on the drop zone. The organizer must provide evidence that competent authorities have checked the equipment.

B. Indication of wind speed

The wind speed will be indicated in m/sec (exceptionally in kt/sec) by an anemometer, which will function without interruption and will be installed in the most appropriate position on the drop zone, as decided by the Chief Judge. The anemometer head will be at a minimum height of 6 m above ground level. This decision is no reason for a protest.

C. Indication of wind direction

A windsock and a wind indicator will indicate the wind direction at ground level. The windsock must be able to indicate the wind direction when the wind speed is 2 m/sec or more. The wind indicator must be able to indicate the wind direction when the wind speed is less than 2 m/sec.

D. Windsock

For accuracy events the windsock should have minimum entrance diameter of 0.6 m and minimum length of 4 m.



3.3. PARTICIPATION

3.3.1. Composition of a mission

A. Composition

The mission of a country may include a maximum of seventeen (17) persons (18 if the additional CISM Parachuting Committee Member or Camerawoman is applicable), who will be:

- 1 Chief of Mission,
- 1 Team Leader,
- 1 international F.A.I. or C.I.S.M. qualified judge,
- 1 Coach
- 1 Video cameraman and/ or woman if the team participates in FS event,
- 5 male competitors at the maximum,
- 5 female competitors at the maximum.
- 2 junior competitors

In addition to the male and female team a nation may send 2 junior competitors (male and/or female) who will jump like individual competitors (see 1.3.2 and 4.2.5 E)

The Team Leader may be one of the 5 competitors, the Coach is optional.

B. Attendance of CPC members

The organizers will accept the President and the CISM Parachuting Committee members as additional mission members (CISM Reg. 7.22.C.).

C. Judges presence (CISM Reg. 8.15)

Each participating nation nominates and takes care of the travelling expenses of one judge who may be civilian (1.3.1 does not apply). In case the nation is not able to provide a judge, it may request assistance from another nation or the organizer to obtain him, but the responsibility still rests with the nominating nation.

For the qualification of judges see 2.3.

Any mission that does not comply with the above procedure may not participate in the championship.

D. Videographer presence

The freefall cameraman can be the fifth competitor of the same team, the Teamleader, the Coach, the Chief of Mission or an additional member of the mission with military status (see 1.3.1) Any exception (e.g. a second camerawoman for the female team) must be approved by the CPC President prior to the final entry.

3.3.2. Duties of the participants

A. Participants and Rules

All participants, including the Chief of Mission and especially the team leader must be familiar with the current rules.

B. Observation of Rules

Participants will observe the rules of good behaviour and sportsmanship, follow the timetable set by the Meet Director, be on time for events, take the assigned place in the aircraft, obey the judges and respect the order of jumping.

C. Flag and Anthem

Each mission must bring a national flag (dimensions: 1.0 m x 1.5 m for a 6 m flagpole) and the national anthem (on CD/ USB drive) for use during the Championship.

3.3.3. Disqualification

Failure to observe the rules of good behaviour or to practice safe parachuting may lead to a warning, zero score penalty or a disqualification of a competitor or a team in one or more events. Any such decision will be made by the Jury of appeal, following a recommendation from the Meet Director or the Chief Judge.



3.4. PROGRAM OF STAY

3.4.1. Duration of championship

The duration of the championship is usually 10 days, including the days of arrival and departure.

3.4.2. Programme

1st day: arrival day, preliminary meeting, training jump;
2nd day: opening ceremony, competition;
3rd day : competition;
4th day : competition;
5th day : competition;
6th day : competition;
7th day : competition;
8th day : competition;
9th day : (competition if necessary), optional cultural day, closing ceremony and banquet;
10th day : departure day.
If the duration is not 10 days, the schedule will be adapted accordingly.

3.4.3. Changes to the program

The organising country may change the days of the preliminary meeting and of the opening and closing ceremonies, if considered necessary. Excursions or cultural initiatives may be scheduled, provided that all the conditions for the validity of the championship have been fulfilled.

3.4.4. Exceptions

Any exception to the prescriptions of 3.4.2 and 3.4.3 must be approved by the CISM Parachuting Committee before the invitation is sent out to CISM member nations.

3.5. COMPETITION MANAGEMENT

3.5.1. Interpreters

The organizer will ensure, if necessary, the services of English interpreters. The interpreters must know the technical terms used in sport parachuting.

3.5.2. Preliminary meeting (CISM Reg. 8. 28 A)

The chairman of the organising committee holds a preliminary meeting before the beginning of the competition. During this meeting the draw of lots will be published (starting list, programs of Style and FS).

3.5.3. Meeting of team leaders

Meetings of Team Leaders are called as directed by the Meet Director. The purpose of these meetings is to exchange information related to the competition between the Meet Director, the Chief Judge and the Team Leaders.

3.5.4. Duties and rights of team leaders

Team leaders must be familiar with these rules and communicate all information from the Meet Director, the College of judges and from the Jury of appeal to the members of their teams. They will attend to the preliminary meeting and to every called team leaders meetings, if a team leader is not attending a called meeting, he will receive a warning and if he is missing several times his Chief of Mission will be informed (see Annex 2, B.1. 11.3.4). They are responsible for the timely arrival of their team at the aircraft loading point. With the advice of a physician, they decide whether an injured team member may continue the competition. They may obtain information from the Chief Judge, his assistant or the Event Judge, concerning their decisions on rejump etc. for their competitors. They may examine the score sheets of their competitors.



3.5.5. Team captains

The Team Captain is one of the members of the team, elected or appointed. The Team Captain is responsible for the communication between his team and the pilots, the judge on board or judges at the target.

He may act as Team Leader with all rights and obligations whenever the Team Leader is not present.

3.5.6. PUBLIC

It is the Organising Committee's duty to ensure that the public can follow all the events of the program under the best possible conditions.

3.5.7. Access

A. Fences

The technical installations (secretarial offices, scoring controls, target, take off and landing zones, and waiting areas) must be surrounded by a fencing system.

B. Target fence

A fencing system 20 m from the centre of the target is necessary. Outside the fenced areas public access should be allowed.

3.5.8. Information

A speaker system and official score boards shall inform the participants and public of the results and the competition standings. Real time (unofficial) scores can also be published online.

3.6. CONCLUSION

3.6.1. Completion of the championship

A championship will be considered ended when all events prescribed in these rules have been completed. If the number of rounds, in any event, must be reduced for any important reason, the event will be considered ended when at least the minimum number of rounds has been completed. Exceptions may be granted under the conditions listed in chapter 10.

3.6.2. Recorded Media

Recorded Media from the championship must be made available to the CPC to be used in evaluation and training seminars for judges.

3.6.3. Official results

The organizer will ensure that all results are available electronically. If there are no real time online results or WiFi at the dropzone, each mission must receive at least one printed copy of the official results before departure.

3.6.4. Preservation of documents

All documents relevant to a championship will be preserved for a period of at least three years by the organizer.



4. JUMPING AT CHAMPIONSHIPS

4.1. DEFINITIONS

4.1.1. Round:

A round is the completion, of one jump of the same kind by all competitors (qualified for this round).

4.1.2. Event:

An event comprises the total of the rounds included in the competition and, solely for the purposes of registering a protest, includes the training round referred to in 4.2.4.

4.1.3. Team:

The competitors jumping together in an event.

4.2. EXECUTION OF JUMPS

4.2.1. Jump

A jump starts at the moment the parachutist leaves the aircraft.

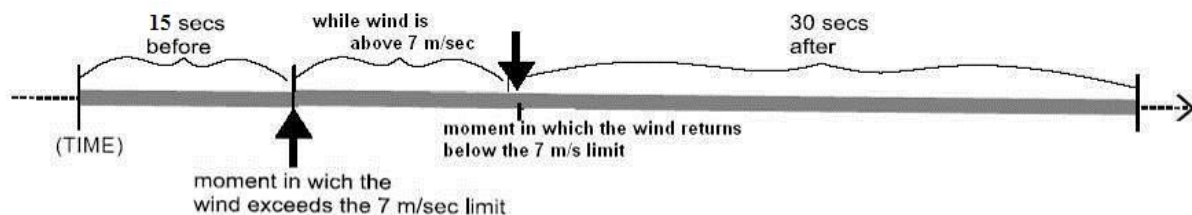
4.2.2. Aircraft

Jumps may be made from any kind of aircraft; in FS the type of aircraft and the type of exit door to be used (i.e. side door – right or left - or ramp door) has to be announced by the organizer on the invitation to the championships.

4.2.3. Ground wind

A. Maximum wind speed in accuracy

The maximum wind speed at ground level in the accuracy events is 7m/s. Competitors who land while the wind exceeds this limit and for a period of 30 seconds after the wind has returned below the limit are offered to accept the result or to execute a rejump. A rejump will also be offered to competitors landing within 15 seconds before the time the wind exceeded the 7 m/sec limit. They have to decide immediately, after they are offered the score/rejump, otherwise they have to execute the rejump. The opportunity of a rejump, in the above case, will not be given to competitors having scored 0 cm.



If the ground wind speed exceeds 9 m/sec, the jumping must stop. Jumping will resume after the wind has returned below the limit for a period of 5 minutes. In accuracy, in case a team jumped during this period (e.g. there was not time enough for the organisation to stop the jumping), the whole team will be waved away from the target by the judges and granted a rejump.

B. Maximum Wind Speed in Style and FS

The maximum wind speed for Style and FS is 11m/s. Jumping must stop while the wind exceeds this limit and for a period of 5 minutes after the wind has returned below the limit. Any jump that was made in the period (e.g. if there was not time enough for the organisation to stop the jumping) will be valid and the wind speed is no ground for rejump.

C. Lowering the wind speed

For safety reasons the Meet Director of the Championship with the agreement of the CJ has the authority to lower the given wind speeds (e.g. due to obstacles near the DZ). However, in such a case, this decision must be applied to an entire round.



D. Data recorded by the Anemometer

The anemometer as described in 3.2.3 B must indicate and record both wind speed and direction.

4.2.4. Training jumps

Before the competition starts, the organizer should attempt to provide one jump per team from the altitude of 1500 m in order to train for an FS exit. The teams may also perform team accuracy in this jump. The maximum wind speed limit for FS applies (4.2.3 B).

4.2.5. Order of jumping

A. Determination

The order of jumping will be determined by teams separately for men and women. It will be determined by reverse order of placing, based on final result of team accuracy during the last World Championship.

B. Exceptions

Teams not covered by this procedure will jump at the beginning of the round in order determined by a random draw.

C. Individual numbers

will be assigned to each team in accordance with team accuracy jump order as follows:

- team n. 1 : number 1A, 1B, 1C, 1D, 1E
- team n. 2 : number 2A, 2B, 2C, 2D, 2E
- and so on.

D. Distribution of starting numbers

It is responsibility of the Team Leader to distribute the correct number to the members of his team.

E. Jump order in Accuracy

In the accuracy event, the jump order will only be used for the first round. Thereafter, the jump order will be in reverse order of placing. In the event of tied placing, the jump order for those ties will be the initial start order. Individuals, not taking part to the team event, will be gathered in "teams" determined properly by the Meet Director and will jump at the end of the round, with order determined by draw. Exceptions to the jump order may be decided by Meet Director with agreement of the CJ.

F. Jump order in Style and FS

In the style and formation skydive events, the jump order before the finals will be the same as the next accuracy round. The jump order in the semi and final rounds will be the reverse order of placing in the event concerned.

G. Change of Jump order

If necessitated by rejumps or other important organisational needs, including additional time needed by the competitors arising through no fault of their own (such as a landing out, reserve repacking, effects of excessive time at altitude, aircraft incidents, substantial changes in the order of jumping or similar occurrences), the Meet Director may change the jump order for a round as necessary; rejumps will be made as quickly as possible after the incident.

H. Medical treatment

Medical treatment does not constitute a reason for a change in the jump order except in accordance with 4.2.5 G.

I. Jump Order within the team (Accuracy)

In the accuracy event, the jump order within the team can be modified for every jump; each competitor will maintain the initial start number for the whole competition.

4.2.6. Order of events

A. General

Competition always has priority over social events and cultural day.

The Meet Director, in close cooperation with the Chief Judge, should take maximum advantage of favourable meteorological conditions.



If there is insufficient time to finish the entire programme, he can decide to begin the semi-final or final round earlier in one or more events and tie break decisions in overall may be made during the last round of one event. Such a decision needs the approval of the CPC President and Chief Judge.

B. Order of Events

The Meet Director is the sole authority to decide the order of events at any given time. He must, however, consider any pending protests that may affect his decision.

C. Simultaneous Events

In order to facilitate timely completion, or if the weather requires it, the Meet Director may decide to run two separate events simultaneously. The same event for men and women is considered a separate event for this purpose.

4.2.7. Flight or traffic pattern

A. Traffic patterns

The basic flight or traffic patterns will be established by joint agreement of the pilots, Meet Director and Chief Judge in accordance with necessary competition requirements.

B. Safety

The interests of safety will be maintained at all time.

4.2.8. Calling the competitors

A. Calls

After each jump competitors will be allowed a minimum time of 30 minutes between the arrival at the drop zone where the manifest is located and when they leave the manifest to board the aircraft except for FS event where the time is 45 minutes. This 30/45 minutes time is not required for the first jump of the day.

Competitors will be called to the manifest twice, first call about 15 minutes and second call 5 minutes before their expected departure from the manifest. If they do not arrive at the manifest in time they will receive the maximum or minimum score (as appropriate) for that jump.

B. Terms to be used

The following terms will be used by the Meet Director for advising and controlling the movement of competitors during the competition:

STANDBY. Competitors must be present on the competition site and may be called as per 4.2.8 A at any time.

RELEASED. Competitors do not have to be on the competition site. This instruction must be accompanied by a time at which STANDBY status will recommence.

4.2.9. Other persons on board or in the air

A. Other persons aboard

If another person (e.g. television cameraman or photographer etc.) wishes to board the aircraft, the agreement of the Meet Director must be obtained.

B. Jumping cameraman or photographer

If a cameraman or photographer intends to exit with a jumper or a team, the collective permission of the jumper or Team Leader concerned, the Meet Director and the Chief Judge must be obtained.

4.2.10. Ground to air communications

A. Radios

Communication between the Meet Director or the judges on the ground and the pilot/competitors on board of the aircraft will be by two-way radio.

B. Instruction given to teams/competitors

Disregard of the instructions passed to the team or competitor by the pilots or judge on board will result in the maximum or minimum score (as appropriate) for that jump.



4.2.11. Aircraft jump run

A. Altitude

The competitor or Team Captain is responsible for monitoring that the aircraft is at the proper altitude. They are not obliged to jump if the altitude exceeds plus or minus 50 m from the altitude of the event.

B. Exit point and jump run

If a competitor or team select their own exit point, no more than one (1) jump run will be permitted unless the pilots or a judge authorises another pass because of extraneous circumstances, or when it is apparent that the competitor or team is careful of safety or uses common sense in making additional passes.

C. Violations

Violation of these rules will result in the maximum or minimum score (as appropriate) for that jump.

4.2.12. Change of jump altitude

A. Change of jump altitude

In the Style and Formation Events, a change of the jump altitude (as indicated within these rules) is not permitted during a current round. However, in the Accuracy event the jump altitude may be changed due to meteorological conditions during a round (5.2.1 A) .

B. Rounds at lower altitude

The Meet Director, in agreement with the Chief Judge, may decide to start a new round at a lower altitude.

C. Completion of the postponed round

The completion of the postponed round will be made at the earliest opportunity.

4.2.13. Safety regulations

Competitors must practice safe parachuting and obey regulations set by the organising Armed Forces. For general sport parachuting activities in the CISM competitions, parachute deployment should be initiated by 700 m above ground level. Failure to practice safe parachuting as determined by the Meet Director or the Panel of Judges, the Technical Jury can give a warning, maximum or minimum score (as appropriate) or a disqualification.

4.2.14. Meteorological conditions

A. Continuity of jumping

Jumping will continue as long as, in the opinion of the Meet Director and the Chief Judge, there is sufficient visibility for both competitors and judges.

As an indication, the last landing should not be later than 15 min after the official sunset. The organizer must indicate the exact time.

B. Excessive wind speed during a jump

Excessive wind speed during a Style or Formation Skydiving jump is no reason for a rejump.

4.2.15. Scoring

A. Scoring systems - general

The scoring systems for the different events are specified in the rules for these events (chapter 5. 6. 7.)

B. Performance judged and scored

Once a competitor or team has left the aircraft, the jump is official and will be scored.

If the performance of a competitor or team is judged and scored and it is determined that, due to a fault of the organizer or the judges, the jump was not performed in the conditions specified in these rules, the competitor or team has the right to accept the score awarded or to repeat the jump.



C. Posting of the scores and unofficial results

The performance, scores and the unofficial results for each round will be posted immediately on a score board and/or online. The official results of each event and the names of the winners will be published within 24 hours of the completion of each event or in any case before the award ceremonies.

4.2.16. Execution of reumps

A. When the rejump is to be made

Reumps will be made as quickly as possible after the incident or conditions which caused the rejump.

B. Rejump requested and granted

If a rejump is granted to a competitor or team who has formally requested it, the rejump must be made. If the rejump is not made, the maximum or minimum score (as appropriate) for that jump will be given.

C. Obstruction to competitors by other persons in the air

If a competitor or a team is obstructed or disturbed in the air or, within the 5 m accuracy circle, due to the presence of other persons, or objects, a rejump to the concerned competitors may be granted by the CJ or EJ. This decision is not grounds for a protest.

D. Jumps evidently within the limits

If an administrative or technical point of these rules is not adhered to, but jumps are made in conditions that are evidently within the limits of these rules, the non-compliance will not be reason for a rejump.

4.2.17. Jumps per day

A. Jumps per day

The maximum number of competition jumps allowed per competitor during one day will be seven (7). This rule will not apply in the case of tie breaking jumps, reumps, semi-final and final.

B. Continuation of a round

A round, which has not been completed in one day, may be continued on another day.

4.2.18. Additional Jumps

Additional jumps or wind tunnel flights by competitors, other than competition jumps, are not allowed during a championship until the competitors have finished their competition.

The Meet Director and the Chief Judge must approve exceptions.

4.3. PROTESTS AND APPEALS

A Judge's assessment cannot be protested.

4.3.1. Presentation of a protest

A protest must be written and given to the Chief Judge not later than two hours after knowledge of the reasons for the protest and has to be accompanied by a fee of US\$ 100 – the fee will not be returned to the Team Leader if the protest is rejected. A protest may be withdrawn at any time before the final vote of the Jury.

4.3.2. References in a protest

Every protest must make reference to the articles of these rules on which it is based.

4.3.3. Appeal to the Jury

Appeal to the Jury of Appeal must be written within two hours after the written notification of the rejection by the Technical Jury, the protest fee is not to be paid again but will not be returned to the Team Leader if the protest is rejected again.



5. ACCURACY

5.1. GENERAL RULES

5.1.1. Abbreviations

- AMD : Automatic Measuring Device (i.e. electronic pad)
- DCD : Dead Centre Disc

5.1.2. Definitions

Accuracy: individual competitors or teams attempt to land on, or as close as possible to the centre of a target.

5.1.3. Landing point - definition

The landing point is the first point of contact with the surface or the AMD. The Competitor is responsible to present clearly the first contact with the target to the judges.

5.1.4. Programme

- A. Team Accuracy consists of 8 rounds, plus one semi-final and one final round.
- B. Individual accuracy consists of 8 rounds.
- C. Rounds
 - After the first competition round 4.2.13 may be applied.
 - Eight (8) rounds for all teams and individuals. All rounds count for individual and team scoring. A minimum of two (2) rounds is required to validate the event.
 - After the second round competitors having obtained a total score of more than 37 cm (pts) will have no access to the 3rd round and will receive a score of 19 cm for the remaining rounds in the accuracy event.
 - After the fourth round all the individuals scoring a total of more than 63 cm will not have access to the following (5th) round and will receive a score of 19 cm for the remaining rounds in the accuracy event.
 - [Remark: The 19 cm score also applies to the semi- and final round in team score if access for a team member after 2/4 rounds is denied]
- D. Team semi-final and final rounds

After completion of the eight rounds, the best 50% of the teams (minimum 8 teams) will make a ninth round (semi-final) and then the best 50% (minimum 4 teams) after the semi-final will make a tenth round (final).

5.1.5. Target Area

A. AMD position and capabilities

An AMD with a Dead Centre Disc (DCD) is positioned in the centre of the target area. The DCD must be of a contrasting colour and have a diameter of 2 cm. The AMD will be kept as flat as possible and must be capable of measuring to a minimum distance of 16 cm from the edge of the DCD in increments of not more than 1 cm.

It is possible to mount the AMD centrally on a control pad of at least 1.2 m diameter that, when struck, scores 16 (or preferable 17) at all points. The CJ and/or EJ may decide to discontinue the use of this control pad for any pertinent reason.

The electronic system (AMD, control pad and anemometer) which is used for a WMPC must be tested at a previous international championship and must be approved by CPC.

B. Tuffet

The AMD and the underlying pad are placed centrally on a tuffet which has to be acceptable to the CJ and should have the following approximate specifications:

Diameter : 5 m
Thickness : 30 cm

C. Target Markers



The target must have a clearly marked circle with a radius of 20 m centred on the DCD.

D. Repositioning of the AMD

The AMD will be repositioned immediately after the landing of any competitor who moves or covers its location, except during team jumps if there is insufficient time between the landings of team members. The CJ must agree with the system used to reposition the AMD.

5.1.6. Presence at the target area

A. Persons permitted inside the 20 m circle

The only persons permitted within the 20 m circle during the accuracy jumps will be the members of the panel of judges, members of the Jury of appeal and necessary members of the organising staff.

B. Reserved area

Team Leaders, accredited press, radio and guests of the organizer are permitted in this area, but will occupy a reserved area at least 15 m away from the DCD. The EJ may permit Camera and TV officials to be at the 5 m circle.

C. Presence inside the 5 m circle

During the final approach of a competitor, only acting members of the panel of judges are permitted within the 5 m circle. Exceptions to this rule are the responsibility of the Event Judge.

D. Observation of an approaching competitor

At the accuracy target area, the Event Judge is responsible for observing competitors in the air in order to inform the other judges when a competitor is approaching the target. He will ensure that an approaching competitor is waved off if necessary, with a flag of a contrasting colour of a minimum size of 50 cm x 50 cm.

E. Leaving the target

After a landing, competitors will leave the target area immediately via the shortest route.

5.1.7. Wind drift indicator

A. When it is dropped

Prior to the start of the accuracy events, or if accuracy jumping has been interrupted for more than sixty (60) minutes, at least one wind drift indicator will be dropped above the target, at 100 m below the drop altitude, by a judge or an experienced parachutist appointed by the Event Judge.

B. Rate of descent and identification on the DZ

The wind drift indicator must have approximately the same rate of descent as the parachutes used by most of the competitors. Its landing point will be marked on an aerial photo or a plan of the drop zone and displayed at the manifest.

C. Evaluation of the opening point

Continuity of the accuracy events and the opportunity for competitors to observe canopies in the air will be considered sufficient for all competitors to evaluate the opening point.

D. Time on board

The length of time elapsed since the take off of the aircraft will not, of itself, be considered a pertinent reason to refuse the jump.

5.1.8. Wind direction on the ground

A. Windssock

The windssock must be capable of responding to winds of at least 2 m/sec (see 3.2.3 C) and be acceptable to the CJ. The EJ Accuracy will determine its location, which is at a fixed place, approximately 50 m distance from the target centre.

B. Wind indicator

A wind indicator (streamer) mounted on a pole, which is capable of responding to winds of less than 2 m/sec, will be placed by the EJ within the 20 m circle. The wind indicator should be mobile, its position to be visible to competitors during their final approach. More wind indicators/ wind blades are allowed.



5.2. EXECUTION OF JUMPS

5.2.1. Altitude

The jumps will be performed at 1000 m above ground level and at only one pass of the aircraft for the five competitors of the same team.

A. Lowering the altitude

If weather conditions do not allow a ceiling of 1000 m, the pilot can lower the jumping altitude to 900 m during a round.

B. Individual jump altitude

The jump altitude for individual jumps is 800m.

5.2.2. Exit point

Each team or competitor selects his own exit point.

5.2.3. Winds aloft

If the Event Judge decides that winds aloft prevent a team or a competitor of the team from making a reasonably accurate approach to the target, in spite of having exited at the presumed correct point, he must interrupt the event and the competitors concerned will rejump; a new wind drift indicator drop will be made before the event may continue.

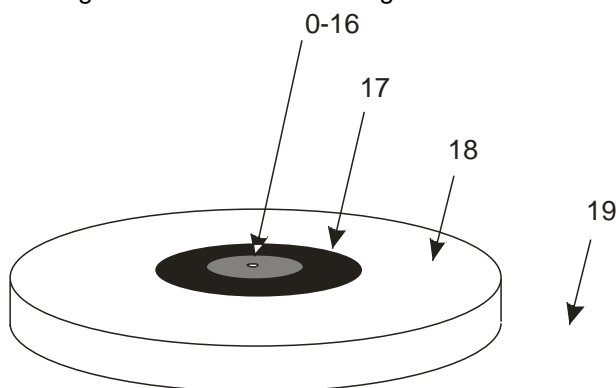
If he decides that there is no such change, his decision is no reason for a protest.

5.3. SCORING - JUDGING

5.3.1. Judging

The landing point is the first point of contact with the surface as decided by the judges according to 5.3.5.

Landing is measured up to 16 cm (pts) by the AMD; landing on the control pad will give the score of 17 cm (pts); landing on the tuffet (outside the control pad) will give the measure of 18 cm (pts); landing outside of the tuffet will give the score of 19 cm (pts).



5.3.2. Team score for each jump

On each jump, the four (4) best results of the five-team members' scores for the result of team accuracy.

5.3.3. Individual score for each jump

All the jumps made by a competitor in all rounds count for the individual ranking.

5.3.4. Observation of competitors during their descent

One Observing Judge will watch each jump made and observe the competitors on opening and during their descent. He will check the time between lowest opening and landing and any conditions that may give reason for a rejump. A written record will be made of his observations. He must inform the Event Judge in case of a serious change in meteorological conditions and changes in winds aloft.



5.3.5. Landing point decision

A. Determination of landing point

At least three judges at or near the target will determine the point of landing.

B. Observation of first contact with the target

In addition to these three judges, two other judges will be positioned at approximately 10 m from the target to observe which part of the body made first contact with the ground.

C. First point of contact observed not on the AMD

If the AMD indicates a score and in the opinion of the judges the first point of contact was not on the AMD, the competitor will receive a score of 17-19 cm (5.3.1.) A rejump will not be granted.

D. Inability to centre the AMD

If the judges are not able to centre the AMD before a competitor lands and he lands on the AMD, he will receive the score indicated by it. If the AMD has not been centred due to insufficient separation between team members and the competitor does not land on the AMD, the competitor will receive a score of 17-19 cm (5.3.1.). A rejump will not be granted.

E. AMD not reset – insufficient spacing

If the AMD has not been electronically reset due to insufficient separation between team members, the maximum measurement of the AMD (16 cm) will be given as the score.

5.3.6. Recording the scores (score sheets)

There will be a dual recording system. The score sheets given to the scoring section must be signed by the Team Leader and the EJ.

5.3.7. Checking of the score sheets

At least one judge will check the results of the scoring section.

5.3.8. Rejumps

A. Rejumps in Accuracy

In the case of team accuracy jumps, only the competitors concerned make the rejump.

B. Control problem

A control problem is when a competitor determines that his open parachute prevents him from executing an accurate approach to the target without danger to himself, or that the condition of his parachute prevents him from demonstrating his skill.

In accuracy, any malfunction of the main parachute creating a control problem for a competitor may result in a rejump, providing that:

- the competitor indicates his difficulty immediately by outstretching his arms and/or legs long enough to be observed by the judges,
- the competitor makes no attempt to land on the target,
- inspection of his equipment or verification by an official appointed by the Event Judge immediately after the competitor has landed indicates that the competitor did suffer a malfunction that was not created by the competitor on purpose.

C. Sudden change in ground wind

If there is a sudden change in ground wind direction of more than 90 degrees (sudden is change of more than 90° in less than 2 seconds), when the wind speed is more than 3 m/s, during the period commencing 30 seconds before and ending 15 seconds after the competitor's landing, the competitor has the choice of accepting the score of the jump or making a rejump. The decision has to be made immediately after the rejump was offered.

D. Sudden change of meteorological conditions

If there is a serious or sudden change in the meteorological conditions, the Chief or the Event Judge, assisted by the judge at the anemometer and the Observing Judge(s), may decide to interrupt the event. This decision is no reason for a protest. The interruption must be indicated in a clearly visible manner to the jumpers concerned and also to the judges at the target. Remaining jumps should be made at the earliest opportunity.



E. Interference by other competitor

If during accuracy two or more competitors belonging to different teams or competitors belonging to an *international* team (4.2.5.E.) interfere with each other while descending under canopy, or approaching or landing on the target simultaneously obstruct each other, the judges at the target may authorise a rejump for the competitors concerned. If a competitor aborts the final approach because of being obstructed and does not attempt to land on target, a rejump will be granted.

If such an obstruction occurs between members of the same team, no rejump will be authorised. In order to avoid obstruction, an adequate interval should be allowed between each pass of the aircraft.

F. No results from the AMD

If the first point of contact is on the AMD and the AMD does not give a result, a rejump will be granted.

G. Landing outside an AMD which has not been cantered

If a competitor off an AMD which has need been cantered, a rejump will be granted. For exceptions see 5.3.5.D.

H. AMD not reset

If a competitor lands on an AMD which has not been reset, a rejump will be granted. For exceptions see 5.3.5.E.

I. AMD malfunction

If the judges at the target realise that the AMD obviously indicates a score which does not reflect the actual point of landing on the AMD, a rejump will be granted to the competitors concerned. The defective AMD will be changed as soon as possible.

J. Landing after an interruption

Competitors who land after an interruption will not be measured and a rejump will be granted.

5.4. DETERMINATION OF THE WINNER

A. Individual accuracy.

Standings are obtained by adding the competitors' scores for each jump. The competitor with the lowest total will be the "(year) World Military Parachuting Champion in Individual Accuracy".

B. Tie in individual accuracy.

In case of a tie for first, second or third place, the competitors concerned must execute supplementary jumps until the tie is broken. In case of limited time remaining, the tie breaking jumps can begin within the team semi-final round or final round(4.2.6.A applies) If for weather or time reasons the jumps cannot be done, the following rules will be applied: the competitor having obtained the best score in one round, then in another round and so on will be the winner. In case of a further tie the competitors will remain tied.

C. Team accuracy.

Standings are obtained by adding the scores of the four best results of the team on each of the jumps. The team with the lowest total will be "(year) World Military Parachuting Champion in Team Accuracy".

D. Tie in team accuracy.

In case of a tie for first, second or third place, the teams concerned will execute supplementary team accuracy jumps until the tie is broken. If due to weather or time constraints the jump cannot be made and the tie persists, the winner will be the team having obtained the best score in one round, then in another round and so on.

In case of a further tie the above will be applied taking into account all of the five competitors. If there continues to be a further tie, the teams concerned will remain tied.

E. If one round is not complete at the end of the competition due to time or weather constraints, and the competitors that have not jumped would not influence any podium classification (1st , 2nd, 3rd places), the round will be considered valid for the medal classification.



6. STYLE RULES

6.1. GENERAL RULES

6.1.1. Definitions

- A. Maneuver
A turn or loop starting and finishing in the horizontal face down position with the head towards the target. The shoulders must remain in a horizontal plane at all times.
- B. Freefall Style:
Individuals perform a series of six maneuvers in free fall, which are prescribed in these rules.
- C. Turn:
A maneuver of a 360-degrees rotation in the horizontal plane.
- D. Backloop :
A maneuver of a 360-degrees rotation in a vertical plane.
- E. Drift
Lateral movement of the jumper away from the target heading after the jumper has started the first manoeuver.

6.1.2. Program of jumps

- A. Number of jumps
The event totals five (5) style rounds, including the final round. A minimum of one (1) round is required to validate the event.
- B. Qualifying for following rounds
A competitor who scores 9 sec or more, for women: 11 sec or more, male juniors 13 sec and female juniors 15sec including penalties, in the first jump is not qualified for the following rounds; he is classified in the fifth and last part of the ranking list.
A competitor who scores a total of 17 sec or more, for women: 20 sec or more, male juniors 25 sec and female juniors 29 sec including penalties, after the second jump is not qualified for the third round; he is classified in the fourth part of the ranking list. The minimum number for entry to second and third round is the same as semi-final (minimum 16).
- C. Entry for semi-final
After completion of the three rounds, the best 50% (minimum 16) of the remaining competitors will execute the semi-final. They will be classified in the second part of the ranking list; the competitors excluded from the fourth round are classified in the third part of the ranking list.
- D. Entry for final
After completion of the semi-final, 50% (minimum 8) will execute the final. They will be classified in the first part of the ranking list.
- E. Program Order
The order of programs for the four rounds will be determined by a random draw during the preliminary meeting from the following four series :

1. 1 st Series	2. 2 nd Series	3. 3 rd Series	4. 4 th Series
left turn	right turn	left turn	right turn
right turn	left turn	right turn	left turn
back loop	back loop	back loop	back loop
left turn	right turn	right turn	left turn
right turn	left turn	left turn	right turn
back loop	back loop	back loop	back loop

The series of the final will be chosen by the competitor based on the described series.



6.2. EXECUTION OF JUMPS

6.2.1. Altitude

Jumps are executed at an altitude of 2200 m above ground level. If weather conditions do not allow a ceiling of 2200 m, the Meet Director, in agreement with the Chief Judge, can lower the jump altitude to 2000 m minimum for a whole round.

6.2.2. Control of the exit

One Observing Judge monitors the flight direction and the exit point and observes the wind conditions.

The competitor will receive a “stand by” command and the “exit” command. Details of the actual signs indicating “stand by” and “exit” will be given at the preliminary meeting (3.5.2).

6.2.3. Wind observation

There will be a responsible person at the anemometer who will immediately inform the Camera and Observing Judge if the wind speed exceeds the prescribed limit (4.2.3.B).

6.2.4. Target

The target must be clearly visible from the air and be approximately 200 m² in size. The Event Judge must accept its shape and colour.

6.2.5. Jump run

The direction of flight to be followed by the aircraft will be indicated by radio. The launch axis thus determined must coincide with the average wind direction. Launching may be executed up-wind or down-wind. If the loading capacity of the aircraft allows it, a judge will be placed in the aircraft. This judge or the pilot is responsible to check the above rules and to transmit the “stand by” and “exit” commands to the competitor.

6.2.6. Exit procedure

A. Exit point

The exit point will be specified by the cameraman and controlled by the judges. In order to ensure that all competitors are judged at approximately the same angle, the competitors must leave the aircraft immediately (max. 3 seconds) on the exit command. Competitors who disregard this command will not be granted a rejump, should they not be recorded on the video.

B. Target heading

The target heading must be directly downwind or directly upwind. The choice of direction, downwind or upwind, is made by the cameraman observed by an Observing Judge. Competitors are to be made aware of any change at the earliest opportunity. Those airborne must be notified before the aircraft begins a run in on the new heading.

6.3. SCORING-JUDGING

6.3.1. Number of judges

Five judges will evaluate the performance of the competitors.

6.3.2. Scoring Freefall Style

A. Score of a jump

The score for a style jump is the time in seconds and hundredths of second to complete the series plus penalty times awarded for incorrect performance of the maneuvers.

B. Measuring time

The time to complete the series is measured to 16.00 seconds. Any time, including penalties, in excess of this is recorded as 16.00 seconds.

6.3.3. Observing the Style series

A. Video system

The jumps will be judged with a video system, with the optics placed on the axis of the flight direction. The camera system used at a WMPC must be approved by CPC and the



operator has to be an experienced person with competition background.

B. Exit command

The exit command must be given so that the vertical angle of the optics is between 60 and 80 degrees at the start of the first turn.

C. Drift

One judge will be positioned in front of a video monitor near the video camera(s) in order to check the vertical and horizontal drift of the competitors. He will keep a written record of all his observations. If a competitor, because of drift during the performance of his program, has to change his axis to the optics by 10 degrees or more, he will be offered a rejump.

D. Observation of jump run and exit command

One Observing Judge will be positioned near the video camera(s) in order to monitor the aircraft run in and exit commands and ensure that approximately the same angle is used for the whole round. He will also check the elapsed time between opening and landing. He will keep a written record of all his observations.

E. Intentional drift

If a competitor exited at the same exit point as all others and performs an extraordinarily horizontal movement due to his body position before the first turn, and therefore starts out of the given range (60-80°) or has a drift more than 10° he will not receive a rejump. This decision will be made after one warning by the EJ.

6.3.4. Style penalties

A. Undershoots and "arrow"

Undershoots and "arrow" penalties at the beginning of the first and third turn

1	-	5	degrees	0.1 sec
6	-	10	degrees	0.2 sec
11	-	15	degrees	0.3 sec
16	-	20	degrees	0.4 sec
21	-	25	degrees	0.5 sec
and so on to				
71	-	75	degrees	1.5 sec
76	-	80	degrees	1.6 sec
81	-	85	degrees	1.7 sec
86	-	90	degrees	1.8 sec
greater than 90 degrees				16.0 sec

B. Overshoots

1	-	180	degrees	no penalty
greater than				180 degrees 16.0 sec

C. Last backloop off heading (S) or,

D. Deviations (D): execution of turns or backloops with the body tilted or banked (pitch or roll) or,

E. Backloop,

Completed before reaching the horizontal level (-) or,

Continued after passing the horizontal level (+) :

1-30	degrees	no penalty
- 60	degrees	0.4 sec
- 90	degrees	1.5 sec
>90	degrees	16.0 sec

F. 16.0 sec (Z)

Omission of a figure,

added figure,

incorrect series = 16.0 sec



G. Taking the time

The judges will start their chronometers at the instant the competitor starts the first maneuver, whether or not it is the correct figure. The figure does not start until there is a change in heading of the torso. They will stop their chronometers at the instant the competitor stops the second backloop or passes through the horizontal level, regardless of heading. The time for the series is taken from watching at normal speed.

H. Watching the jump (Judges)

The judges will watch the jump twice, once at normal speed and once in slow motion, the speed of which is acceptable to the EJ. In the event a judge has not been able to take a time, further replays at normal speed must be made for that judge only. Thereafter the scores are collated.

After the performance if the time is not recorded by computer, the judges record the time of the series to the nearest 1/100 sec, the penalties they have observed and the total score.

I. Re-judgement

If at least one of the judges and the Event Judge agree on a fault on the score sheet (e.g. wrong series), a re-judgement may be requested by the Event Judge. A re-judgement will consist of a complete judging cycle. This re-judging cannot be requested after the results are published.

6.3.5. Collation of the score sheets

A. Collation of score sheets

If the assessment is not computerized, the scores are collated immediately after the judges have assessed the jump. The results of the collation must be checked by at least one Judge.

B. Attribution of penalties

Penalties are assigned to the respective maneuvers and total penalty time for a jump is calculated by each judge.

C. Score of the series

The score of the series is the mean score (arithmetic average) of the middle three total scores to the nearest hundredth of a second, the highest and the lowest of the five having been discarded.

The name and the nation of the competitor will be written on the screen or individual judge scoreboard at the time of collation. The judges assessing the jump will not be informed of the name and country of the competitor before the assessment of the jump is finished.

6.4. DETERMINATION OF THE WINNER

A. Standings

The competitor with the lowest total will be "(year) World Military Parachuting Champion in Style".

B. Tie in style

In case of a tie for first, second or third place, the competitors concerned must execute one supplementary jump drawn from the programs given in 6.1.2.E. If for weather or time reasons the jump cannot be done, the following rules will be applied.

In case of a further tie, the competitor having obtained the lowest score on one of the jumps will be the winner. If this is not sufficient, the best second time will be taken, and so on. In case of a further tie, the competitors will remain tied.

C. In case one round is not completed at the end of the competition due to time or weather constraints, but the competitors that have not jumped would not influence any podium classification (1st , 2nd, 3rd places), the round will be considered valid for the medal classification.



7. FORMATION SKYDIVE

7.1. GENERAL RULES

7.1.1. Definitions

- A. Formation: consists of jumpers linked by grips.
- B. Team: includes four men or women, but the Team Captain may, at any time, replace one member of the team by the fifth competitor of his mission.
- C. Grip: consists of a hand hold on an arm or leg of another jumper as shown in diagram 11.2.3 As a minimum, a grip requires stationary contact
- D. Dive pool: consists of the random formations depicted in 11.2.1. and the blocks which must be performed as depicted in 11.2.2.
- E. Inter: is an intermediate requirement within a block sequence which must be performed as depicted in the dive pools.
- F. Sub-group:

Is the individual jumper, or linked jumpers, required to complete a designated maneuver during the inter of a block. Where sub-groups are shown, they must remain intact as a sub-group with only the depicted grips on other jumpers, from the break of the previous formation in the block until the correct completion of the second formation in the block. Handholds by the jumper on their own body or equipment within a subgroup or a scoring formation are permitted.

Where sub-group turns are indicated, the sub-group(s) must continue turning in the direction of the arrow until it is possible for the sub-group to link together to complete the next designated scoring formation. Where degrees of turn are shown (180°, 270°, 360°, 540°), this indicates the approximate degrees and direction of turn required to complete the inter as intended. The degrees shown are approximately that amount of the circumference of the subgroup's centerpoint to be presented(s) of the other subgroup(s). A subgroup's centerpoint is one of the following:

- the defined grip or the geometric centre of the defined grips within a subgroup within linked jumpers,
- the geometric centre of an individual torso.

Contacts or grips are permitted between sub-groups during the inter of the block sequence, but within each sub-group, jumpers must remain intact as a sub-group with only the designed grips on other jumpers. Assisting handholds on other jumpers or their equipment within a subgroup or a scoring formation are not permitted.

Handholds by the jumper on their own body or equipment within a subgroup or a scoring formation are permitted.

- G. Sequence: is a series of random formations and blocks which are designated to be performed on a jump.
- H. Working time:

the period of time during which teams are scored on a jump.

Working time starts :

- at the moment of the first visible separation of a grip from the first star, or
- five seconds after any team member, other than the cameraman, separates from the aircraft, as determined by the judges, whichever comes first.
- If the first separation is not on the recording, the working time begins at the exit from the aircraft.

Working time terminates a number of seconds later as specified in paragraph 7.2.1.

- I. Total separation: is when all team members show, at one point in time, they have released all their grips and no part of their arms have contact with another body . In sequences, total separation is required between random formations, and between whole block and random formations.
- J. Scoring formation: as depicted in the dive pool, a scoring formation is a formation which is correctly completed and clearly presented either as a random formation or within a block,



and which, apart from the first formation after exit, must be preceded by a correctly completed and clearly presented total separation or inter, as appropriate. Scoring formations need not be perfectly symmetrical, but they must be performed in a controlled manner. Mirror images of random formations and whole blocks are permitted.

K. Infringement is one of the following:

- An incorrect or incomplete formation which is followed within working time by either a total separation or an inter, whether correct or not.
- A correctly completed formation preceded by an incorrect inter or incorrect total separation.
- A formation, inter or total separation not clearly presented.

L. Omission is one of the following:

- A formation or inter missing from the drawn sequence
- No clear intent to build the correct formations or inter is seen and another formation or inter is presented and there is an advantage to the team resulting from the substitutions.

7.1.2. Programme

A. Number of jumps

The event totals eight (8) formation skydive rounds, including the final round. A minimum of one (1) round is required to validate the event.

B. Access to 3rd and 5th round

A team who scores less than a total of 8 points (6 for the female teams) after the second round is not qualified for the third round. A team who scores less than a total of 25 points (20 for the female teams) after the fourth round is not qualified for the fifth round.

The minimum number for entry to third and fifth round is the same as semi-final (minimum 12/ 8).

C. Access to semi-final

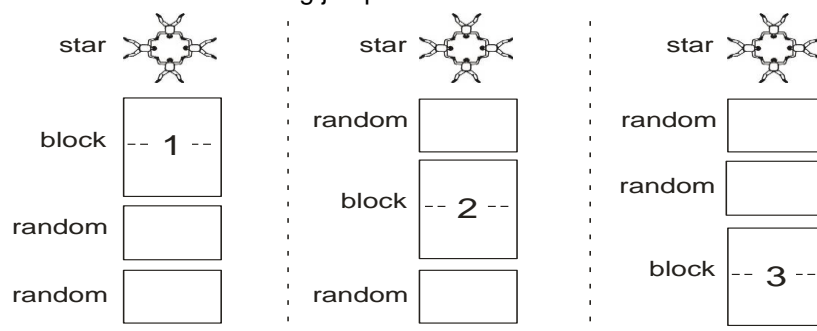
After completion of six rounds, the best 50%, but at least 12 male and 8 female of the remaining teams, will execute the semi-final.

D. Access to final

The best 50% of the remaining teams, but at least 6 male and 4 female teams, will execute the final.

E. Draw of sequences

The Chief Judge will supervise the draw of the sequences. All the random formations and the blocks, shown in 11.2.1. and 11.2.2., will be placed separately in two different containers. A third separate container will be used to determine the block placement in each round. This container consists of three sets of the numbers (1, 2 and 3). Each round will be drawn so as to consist of five scoring formations. The first one is a star, the following block and two random formations will be drawn after that the block placement in that round is determined by the drawn from the third container. The following diagram shows the three possibilities of the position of the block. The draw of sequences should be made after the training jump.



Teams will be given not less than two hours knowledge of the results of the draw before the FS competition starts.

F. Competitors are not allowed to use a wind tunnel (free fall simulator) after the draw has been made.



G. Separation after exit

It is not necessary to have separation before the initial star formation just after the exit.

H. Visibility of the formations

It is the responsibility of the team to clearly present the start of working time, correct scoring formations, inters, and total separations to the cameraman and to the judges.

7.2. EXECUTION OF JUMPS

7.2.1. Altitude and working time

Jumps are executed from a minimum altitude of 3200 m above the ground level (working time 35sec). For meteorological reasons and with the consent of the CJ, the Meet Director may lower the exit altitude and continue the competition starting the next round at 2700 m (working time 25 sec) or, if necessary, 2200 m (working time 20 sec).

7.2.2. Video Recording

- A. The event will be scored by means of "air-to-air" video equipment. Each team will provide a freefall cameraman who will provide the video evidence required to judge each round.
- B. For the purpose of these rules "freefall video equipment" will consist of the complete video system(s) used to record the video evidence of the team's freefall performance, including the camera(s) and video media).
All freefall video equipment must be able to deliver a High Definition 1080 type digital signal with a minimum frame rate of 25 frames per second, through a memory card (minimum class 10). The videographer is responsible for ensuring the compatibility of the freefall video equipment with the scoring system.
- C. Immediately after each jump is completed, the freefall cameraman must deliver the freefall video equipment, including the tape(s) used to record that jump at the designated dubbing station. Only one video recording will be dubbed and judged. Secondary video recording may only be used in NV situations.
- D. A Video Controller will be appointed by the Chief Judge. He supervises the dubbing of the recordings and may inspect a team's freefall video equipment to verify that it meets the performance requirements. Inspections will be made at any time during the competition, which do not interfere with a team's performance, as determined by the EJ. If any freefall video equipment does not meet the performance requirements as determined by the Video Controller, it will be deemed to be unusable for the competition.
- E. If the Video Controller and the EJ determine that freefall video equipment has been tampered with, the team will receive no points for all competition rounds involved with this tampering.

7.2.3. Teams per aircraft pass

According the weather conditions and the drop area the Meet Director with agreement of the Chief Judge may decide to drop more than one team per aircraft pass.

7.2.4. Exit command

The exit commands relayed to the team in the aircraft by pilot, crew or judge will be: "STAND BY" -"EXIT" for the first team of the pass.

7.2.5. Limitations

There are no limitations on the exit other than those imposed by the chief pilot for safety reasons.

7.3. SCORING- JUDGING

7.3.1. Number of Judges

Five judges will evaluate the performance of the teams. The Event Judge will appoint an Observing Judge who is responsible for monitoring the flight direction and the exit point, and for observing the wind conditions.

7.3.2. Judging

A. Determining the start of working time

Working time will start when the first team member leaves the aircraft, as determined by the judging panel. If judges cannot determine the start of the working time, it will be taken as the cameraman separates from the aircraft.



B. Observing the jump

The judges may watch each jump twice at normal speed. Parts of or the entire jump may be viewed in slow motion or at normal speed upon the request of two or more judges. The last point in time will be determined with the use of freeze frame.

C. Marking the observations if using manual scoring

The judges will mark their observations during video replay of the jump on the score sheet, including infringements, omissions of formations and/or intermediate requirements. They will use the following signs:

Situation	Sign
Correct Scoring Formation	/
Infringement	O
Omission	X
NV situation	NV
End of working time	//

NV is used when formations, inters, or total separations are not visible on the screen due to meteorological conditions or factors relating to cameraman's video equipment that can not be controlled.

7.3.3. Scoring

An approved electronic scoring system will be used to score each jump

A. Points :

A team will score one point for each scoring formation performed in the sequence within the allotted working time of each round. Teams may continue scoring by continually repeating the sequence.

B. A majority of judges must agree in the evaluation in order to:

- credit the scoring formation, or
- assign an omission, or
- determine an NV situation.

C. For each omission three points will be deducted. If both the inter and the second formation in a block are omitted, this will be considered as only one omission. The minimum score for any round is zero points.

D. If an infringement in the initial formation of a block is carried into the inter, this will be considered as one infringement only, provided that the intent of the inter requirements for the next formation is clearly presented and no other infringement occurs in the inter.

E. Absolute incorrect assessment

After viewings are completed, if the CJ, EJ or any judge on the panel considers that an absolute incorrect assessment has occurred, and has been missed by the judges, they will be asked to review the circumstance and if a majority of them agree that an absolute incorrect assessment occurred, they will be allowed to change their evaluation.

F. Collection of score sheets

The score sheets of all judges must be collected immediately after the judges have scored the jump, for collation by the scoring section. The results of the collation will be checked by at least one judge.

G. Manual Scoring

In the event that Electronic Scoring cannot be used, it is possible to manually score the jumps using Chronometers and Score Sheets. (see 7.3.2.C.)

7.4. REJUMPS

7.4.1. Picture quality (video recording)

The team is responsible for the picture quality and will not get a rejump if the performance is not judgeable or if there are parts of the jump not on the video.



Contact, or other means of interference, between competitors in a team and/or their freefall cameraman will not be grounds for the team to request a rejump.

7.4.2. NV situation

If the video evidence is considered insufficient for judging purposes, the CJ, with the EJ, will assess the video evidence and circumstances surrounding the occurrence to determine if the NV criteria have been met (see 7.3.2.C).

The team has the choice of accepting the score of the jump or making a rejump. The decision must be made immediately after the rejump is offered.

If the criteria are not met, no rejump will be granted. If the NV criteria are/have been met, the CJ & EJ will also assess the circumstances to determine if there has been an intentional abuse of the rules by the team. If it is determined that an intentional abuse of the rules has occurred, no rejump will be granted.

7.4.3. Weather conditions

Adverse weather conditions during a jump are no grounds for protest. However, a rejump may be granted due to adverse weather conditions at the discretion of the Chief Judge and the Event Judge.

7.5. DETERMINATION OF THE WINNER

7.5.1. Standings

Standings are obtained by adding the scores of the team on each of the jumps. The team with the highest score will be "(year) World Military Parachuting Champion in formation skydiving".

7.5.2. Tie in FS

In case of a tie for first, second or third place, the teams concerned will execute supplementary jumps, drawn according with 7.1.2.E until the tie is broken. If for weather or time reasons a jump cannot be made, the following rules will be applied. In case of a further tie, the team having obtained the best score in one round, then in another round and so on will be the winner. In case of a still further tie, the teams will remain tied.

7.5.3. If one round is not completed by the end of the competition due to time or weather constraints, but the competitors that have not jumped would not influence any podium classification (1st , 2nd, 3rd places), the round will be considered valid for the medal classification.

8. OVERALL

8.1. INDIVIDUAL OVERALL

A. Individual overall

The individual overall score is separated for men and women.

B. Individual Overall calculation

It is obtained by adding the final rankings in the individual accuracy and style events. A new classification in accuracy will be calculated by eliminating competitors not taking part in the style event and vice versa. *[remark Brazil: "there will also be a new classification in the style event, eliminating competitors not taking part in the accuracy event ----explanation for vice versa only, delete before final version]*

C. Overall winner

The competitor with the lowest score will be "(year) World Military Parachuting Champion in Individual Overall ".

D. Eligibility for the Individual Overall

In order to participate in individual overall, a competitor must participate in both events.

E. Tie in individual overall

In case of a tie for first, second or third place, the competitors concerned must execute supplementary jumps either Accuracy or Style, as determined by a random draw, weather



and technical conditions permitting.

If due to weather or time constraints jumps cannot be made, the individual with the best ranking in one event will be the winner, in case of a further tie the individual with the better ranking in individual accuracy will be the winner, otherwise they will remain tied.

8.2. TEAM OVERALL

8.2.1. Team overall - calculation

It is obtained by adding the final rankings of a nation in all 3 events (considering the tie breaks for the first three places). The final rankings of the four best competitors of a nation in style are added separately in order to get national rankings (only style competitors in teams are considered for this virtual ranking). Then the „team style“ ranking is added to the rankings in team accuracy and formation skydive.

Example:

style:

1st competitor ranks	4th place
2nd competitor ranks	9th place
3rd competitor ranks	11th place
4th competitor ranks	12th place
(5th competitor ranks	14th place)

total	36 points, ranking 1st place

team overall

style	1 point
team accuracy	4 points
formation skydive	5 points

total	10 points, ranking 1 st place

8.2.2. Team overall winner

The team with the lowest total of rankings in all three events will be "(year) World Military Parachuting Champion in Team overall.

8.2.3. Teams/competitors not participating in all events

- A. In order to classify all the complete teams present, teams not participating in one or two events will receive the maximum ranking in these events; for an exception to this rule see 8.2.3.B.
- B. The competitors who don't participate in the Style Event receive the virtual score of 15.00 seconds as a score for the first round.

8.2.4. Tie in team overall

If there is a tie for first, second or third place, the teams concerned will execute supplementary jumps drawn either team accuracy or formation skydive, as determined by a random draw, weather and technical conditions permitting.

If for weather or time constraints jumps cannot be made, the team with the best ranking in one of the three events will be the winner, in case of a further tie the team with the better ranking in team accuracy will be the winner, otherwise they will remain tied.



9. JUDGING

9.1. GENERAL PROVISIONS

9.1.1. Annual judges list

The ISC publishes an annual list of FAI judges who have maintained current validity.

The CPC regularly publishes an additional list of judges, who have maintained current valid CISM international qualification. The current CISM list is available on the CISM website.

9.1.2. Categories of CISM judges (see 9.4.)

The valid categories as indicated beside the judge's name are:

- Accuracy. (A)
- Style (S)
- Formation Skydive (F)

A regional license which marked with * does not qualify for judging at a WMPC. Such a regional license does not qualify for the FAI judge's nomination that may be done by the NAC or ISC.

9.1.3. Logbook

Each judge must keep a logbook, in which his judging activity is recorded. The logbook must contain details of the number and type of jumps judged and details of any evaluation made.

9.2. PANEL OF JUDGES

9.2.1. Nomination and selection

A. Nomination of the CJ

The Chief Judge should not be a citizen or an employee of the organizing country. He is nominated by the President of CPC at the latest six (6) months before the WMPC. The organizing country shall appoint an Assistant Chief Judge, who in this function has no voting rights.

B. Nomination of the Event Judges

The Chief Judge appoints the Event Judges as soon as possible and at the latest, just after the final entry date

C. Judges

The panel of judges for each discipline are established during the preliminary judges meeting from among the FAI or CISM judges of each country present.

D. Number of judges

At a championship, there must be a sufficient number of judges for all tasks described in the current rules. A roster of duties will be established by the Event Judge.

E. Nominated judge qualification

The CPC has the right to request detailed qualifications of any nominated judge.

9.2.2. Identification

The members of the judging team will wear the clothing and identification supplied by the organizer to indicate their function.

9.2.3. Replacements

If a judge who has been nominated is unable to attend, the Chief of Mission must notify the organizer and must to nominate another qualified judge as a replacement.

9.2.4. Incompetence and/or unacceptability

At a championship, the CPC upon proposal of the Chief Judge has the right to dismiss a judge from the championship if his work is incompetent or unacceptable.



9.3. DUTIES OF JUDGES

9.3.1. Chief Judge

A. General

The Chief Judge must be thoroughly familiar with all aspects of the conduct and operations of an international competition and will serve as administrative head of the panel of judges.

B. Distribution of tasks

The Chief Judge will distribute the tasks to the members of the panel of judges and explain their function.

C. Drawing of lots

The Chief Judge will be present at the drawing of lots.

D. Judges Meetings

The panel of Judges will meet whenever the Chief Judge considers it necessary. It is possible that a meeting for only one event is conducted by the EJ concerned.

Each judge present at the meeting is entitled to vote, with the exception of the Assistant CJ. Decision will be made by a simple majority of all judges attending the meeting. In case of a tie, the CJ will have the deciding vote.

E. Observation of Rules

During the entire championship the Chief Judge will ensure that the current rules are complied with.

F. Working with the judges

The Chief Judge may take part in the work of the judges, if his other tasks permit.

G. Scores and Results

The Chief Judge will control the collation of the score sheets and will ensure prompt publication of the results.

H. Verification of Judges qualifications

The Chief Judge will verify that each judge's qualifications, according to his logbook, are in compliance with the current rules.

I. Delegation of duties

The Chief Judge has the right to delegate the above duties to his assistant or to an EJ.

J. Doubt on a Judge capabilities

If the Chief Judge considers that the CPC Judge test or the abilities of a judge are doubtful, he will prepare a report for the CPC.

9.3.2. Assistant Chief Judge

A. Taking over CJ duties

The Assistant Chief Judge will take over the duties of the Chief Judge, which are delegated to him, including voting rights, when the latter is not present.

B. Preparation of the DZ

The Assistant Chief Judge, together with the Event Judges, will organize the preparation and the arrangement of the drop zone, including any changes concerning the work of the judges.

C. Equipment working order

The Assistant Chief Judge, together with the organizer, will personally ensure that all equipment for the judges is in good working order.

9.3.3. Event Judge

A. General

The Event Judge is responsible for the technical direction of the judges assigned to the event.



B. Briefing the Judges

The Event Judge will brief the judges appointed for the event and detail the duties of these judges.

C. Interruption of events

The Event Judge is responsible for the interruption of his event, if possible in cooperation with the Chief Judge.

D. Transmission of score sheets

The Event Judge is responsible for prompt transmission of the scoring sheets to the scoring section.

9.3.4. Judges

A. Logbooks

The judges will present their logbooks to the CJ before the start of competition.

B. Performing judging duties

The judges will perform judging duties as directed by the Chief Judge and the Event Judges.

C. Provision of information

The judges will not provide any person with results information until it is official. It is also not allowed to provide any information how a decision was made within the panel of judges (e.g. voting on split decisions).

D. Contacts among Judges

No contact of any kind will be made between judges until all judges have completed their evaluation of the jump.

E. Judges and training judges must have their own muted digital chronometer (stopwatch) which displays in seconds/hundreds of seconds and records and recalls not less than 75 laps (splits).

9.4. CISM JUDGE QUALIFICATION

9.4.1. Evaluation of the candidate

The candidate must pass the test given by CPC during WMPC or a CISM judge's course. He must achieve the evaluation that meets the standards given in chapter 9.5.

9.4.2. Language

The candidate should be fluent in English to be able to communicate so as to allow him to properly understand instruction, participate fully in discussions among judges of the Panel of Judges and adequately discuss all aspects of sport parachuting. If he cannot, he may be qualified for regional licenses only.

9.4.3. Current validity

To maintain current validity for a specific category, the judge must satisfy the following condition:

A. Accuracy Landing

Have judged at least one National and/or International Championship (in accuracy landing with > 100 jumps) and achieved a satisfactory evaluation on CISM parachuting regulations in the two preceding years (see chapter 9.5).

B. Style and Formation Skydive

The judge must achieve a satisfactory evaluation given by CPC at a WMPC or CISM judge's course within the two preceding years (see chapter 9.5).

9.4.4. Qualification recognised by FAI

In the Sporting Code-Section 5 - chapter 6.3. the ISC of FAI recognized the qualification of the CISM International Judges : "*For ST and AL ratings, CISM International Judges with a valid rating are considered to have met all the requirements necessary for inclusion in the IPC list of FAI Parachuting Judges and a NAC may include their names on the nomination list 6.3.2.*"



9.5. JUDGES: QUALIFICATIONS STANDARDS

9.5.1. Knowledge of rules

The evaluation in all disciplines will include knowledge of CISM and FAI Parachuting Regulations.

9.5.2. Evaluation in Style and FS

The evaluation in Style and Formation Skydive is made using pre-recorded videos. An approved score for the jumps must have been made and agreed after discussion by an experienced panel of judges appointed by CPC. The approved score makes allowance for judgement decisions. It may for example in the style event, be a range of angles, which may include zero, as a penalty. In Formation Skydive it may include the case where correct or incorrect would both be acceptable assessments of particular formation or separation. The approved score is not the collated score of the judges being evaluated and may differ from the official results.

9.5.3. Satisfactory evaluation in the various disciplines

A. Regulations:

90% of the questions must be answered correctly.

B. Style & FS:

The evaluation is made using a minimum of 30 jumps. At least 90% of the assessments must agree with the approved score, and in FS in addition 80% of absolute infringements must agree with the approved score (100% are all the assessments where the agreement is possible i.e. for 30 style jumps: 450 penalties and for 30 FS jumps all formations added (e.g. 400 including 35 absolute infringements).



10. C.I.S.M. RECORDS

10.1. GENERAL PROVISIONS

If the conditions exist at the end of the competition that a new record for accuracy can be set, then the team or the individual will be permitted to continue to jump for the new record (with the limitation set in chapter 3.4.). CISM records will be established only during official CISM competitions in male, female and male/ female junior categories.

10.2. INDIVIDUAL ACCURACY

The record performance of individual accuracy will be the number of consecutive landings scoring 0 cm plus the distance in cm of the following landing.

10.3. TEAM ACCURACY

The record performance of team accuracy will be the number of consecutive landings of the team (all five competitors) scoring 0 cm plus the distance in cm of the following landing.

10.4. STYLE

The record performance of style will be the final time for one program including penalties. Only competition jumps will be considered.

10.5. FORMATION SKYDIVE

The record performance for the longest sequence will be the number of formations completed in accordance with these rules. Only competition jumps will be considered.

10.6. DOPING CONTROLS

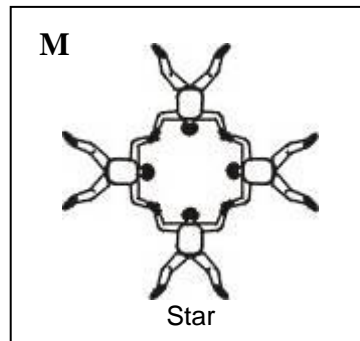
If a record is established after the anti-doping tests were carried out, not enough doping tests were provided or the tests were not organized for any reason, the record can be declared valid. CISM Regulations Art 8.36 C. does not apply for CISM parachuting records and neither for records established under International Federation Regulations (FAI)

Anti doping procedures are described in CISM regulations chapter IX.



11.2. FORMATION SKYDIVE

11.2.1. Random Formations



<p>A</p> <p>Unipod</p>	<p>B</p> <p>Stairstep Diamond</p>	<p>C</p> <p>Murphy Flake</p>	<p>D</p> <p>Yuan</p>
<p>E</p> <p>Meeker</p>	<p>F</p> <p>Open Accordion</p>	<p>G</p> <p>Catacord</p>	<p>H</p> <p>Bow</p>
<p>J</p> <p>Donut</p>	<p>K</p> <p>Hook</p>	<p>L</p> <p>Adder</p>	<p>R</p> <p>Caterpillar</p>
<p>N</p> <p>Crank</p>	<p>O</p> <p>Satellite</p>	<p>P</p> <p>Sidebody</p>	<p>Q</p> <p>Phalanx</p>



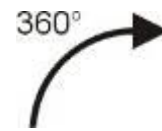
11.2.2. Blocks

<p>4</p> <p>MONOPOD</p>	<p>17</p> <p>DANISH TEE</p>	<p>14</p> <p>Bipole</p>	<p>11</p> <p>PHOTON</p>
<p>360°</p> <p>360°</p>	<p>360°</p>	<p>540°</p> <p>540°</p> <p>540°</p> <p>(INTER)</p>	<p>360°</p> <p>360°</p>
<p>MONOPOD</p>	<p>MURPHY</p>	<p>Bipole</p>	<p>PHOTON</p>
<p>22</p> <p>TEE</p>	<p>21</p> <p>ZIG ZAG</p>	<p>10</p> <p>DIAMOND</p>	<p>19</p> <p>RITZ</p>
<p>270°</p> <p>360°</p> <p>270°</p>	<p>360°</p> <p>(INTER)</p>	<p>180°</p> <p>(INTER)</p>	<p>270°</p> <p>(INTER)</p>
<p>CHINESE TEE</p>	<p>MARQUIS</p>	<p>BUNYIP</p>	<p>ICEPICK</p>

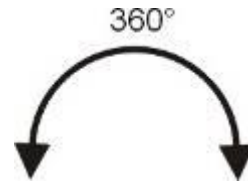


11.2.3. Definition of Symbols

Indicates the direction of turn by the sub-group:



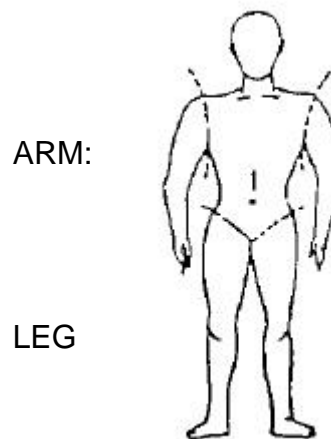
Indicates turn by the sub-group in either direction:



Indicates clarification of intent:



Visualisation for grip positions:





11.3. FORMS

- INFORMAL AGREEMENT – 11.3.1
- FINAL ENTRY – 11.3.2
- COMPOSITION OF THE MISSION – 11.3.3
- COMMITMENT OF THE CHIEF OF MISSION – 11.3.4
- TRAVEL DETAILS - 11.3.5.



11.3.1. Preliminary agreement

..... World Military Parachuting Championship

PRELIMINARY AGREEMENT

To be returned before day/month/year:

Address + contacts of the Organizing Committee

with copy to : - President of CISM Parachuting Committee parachuting@milsport.one

NATION :

TOTAL NUMBER OF PARTICIPANTS:

	Officials (max. 3)	Athletes (max. 13)	CSC member (1)	Referees (min. 1)	Total
Men					
Women					
Total					

NAME OF QUALIFIED JUDGE:

(mandatory, a form without a judge is not valid)

TYPE OF JUDGE'S LICENSE (ASF/ CISM and/or FAI cat1)

.....

MEANS OF TRANSPORT: _____

DATE: _____

SIGNATURE OF CHIEF OF DELEGATION

RANK/NAME:

Your Contact	Rank/Name	
	Phone	
	Fax	
	E-Mail	



11.3.2. Final entry

..... World Military Parachuting Championship

FINAL ENTRY

To be returned before day/month/year:

Address + contacts of the Organizing Committee

with copy to : - President of CISM Parachuting Committee parachuting@milsport.one

NATION :

	<i>PLACE</i>	<i>DATE</i>	<i>FLIGHT Nr TRAIN Nr BUS Nr</i>	<i>TIME</i>
<i>ARRIVAL</i>				
<i>DEPARTURE</i>				

Note: if some travel details are missing or the delegation is not arriving together, the Final Entry form needs to be submitted in time with date of arrival and means of transport. Flight# can be sent to the OC with Annex 3 in a separate message.

MEANS OF TRANSPORT: _____

DATE: _____
SIGNATURE OF CHIEF OF DELEGATION

RANK/NAME: _____

Your Contact	Rank/Name	
	Phone	
	Fax	
	E-Mail	



11.3.3. Composition of the mission

ANNEX 1 to Final Entry

FINAL ENTRY - COMPOSITION OF THE MISSION

To be returned before day/month/year:

Address + contacts of the Organizing Committee

with copy to : - President of CISM Parachuting Committee parachuting@milsport.one

NATION :

Year of birth for athletes only

#	Function	Rank	sex M/F	Given name	Surname (family name)	YOB	participation in		
							Accuracy	Style	Formation
1.	Chief of Mission								
2.	Teamleader								
3.	Judge								
4.	Coach								
Competitors:									
5.	freefall cameraman*								x
6.	Male athlete (in jumporder team accuracy)		M						
7.			M						
8.			M						
9.			M						
10.			M						
11.	Female athlete (in jumporder team accuracy)		F						
12.			F						
13.			F						
14.			F						
15.			F						
16.	additional								
17.	Junior athlete (M/F)								
18.	Additional person e.g.CPC Member**								

*CISM Parachuting rules 3.3.1.D applies ** needs PCSC approval

In strict compliance with applicable CISM Reg. 7.21, I, the undersigned Chief of Delegation, hereby officially confirm that all athletes representing my nation in the CISM event are on active duty in my nation's Armed Forces. I understand that sanctions may be imposed against my nation, my mission, my team, individual athletes, or myself for violation of this provision (CISM Reg.)

DATE: _____ : _____

SIGNATURE OF CHIEF OF DELEGATION



RANK/NAME: _____

11.3.4. Commitment by the Chief of Mission _____

ANNEX 2 to Final Entry

The undersigned Chief of Mission of
NATION :

Note: This form is to be signed by the Chief of Mission, it can also be signed after arrival

The undersigned, Chief of Mission declare that he has read the Article 7.30. and 8.17 of the CISM Regulations and moreover understood the following prescriptions:

Art. 7.30 A. Chief of Mission

1. Chiefs of Mission shall be familiar with CISM regulations.
2. Missions must not only participate or be present at sports events, they are also required to participate in information conferences on CISM, study days, commemorative and cultural events and ceremonies organized by the host nation.

B. Conduct of a Mission

1. The Chief of Mission is responsible for the behavior of his team in sports and general discipline. He shall ensure that members of his Mission respect the rules and directives prescribed by CISM and organizers of the championship. The respect of schedules is particularly important as they form the basis for the effective conduct of competitions and ceremonies.
2. The Chief of Mission shall also enforce the rules concerning behavior and dress during the ceremonies. He plays an important role in promoting the CISM spirit among his mission, a spirit represented by friendly attitude towards other missions, courtesy towards organizers and fair-play in competition.

Art. 8.17 RULES OF STAY

B. Military uniforms

1. Unless otherwise approved by the Official CISM Representative, all participants shall wear military uniform during official ceremonies such as the opening and closing ceremonies and medal-awarding ceremonies. Individuals without proper uniform will not be allowed to participate in the championship
2. ... Displaying the national flag on the podium by the recipient (athlete or team) at a medal awarding ceremony is forbidden. Individuals failing to respect these prescriptions shall not receive their medal(s) during the official ceremonies.

C. Forbidden actions

1. In conformity with the statutes and traditions of CISM, any political or religious propaganda during a CISM event, in particular the dissemination of documents, pictures, brochures, reviews, etc. is strictly forbidden.

DATE: _____ : _____

SIGNATURE OF CHIEF OF MISSION

RANK/NAME: _____



11.3.5. Annex 3 to final entry – travel details

..... **ANNEX 3 to Final Entry**

FINAL ENTRY TRAVEL DETAILS

To be returned/amended as soon as possible (if not already done with Final Entry)

Address + contacts of the Organizing Committee

NATION :

<i>Number of pax</i>		PLACE	DATE	Means of transport	FLIGHT Nr TRAIN Nr BUS Nr	TIME
	ARRIVAL					
	DEPARTURE					
<i>If the whole mission is not travelling together, specify role 1-18 from Annex 1 for different arrival</i>						
	ARRIVAL					
	DEPARTURE					
	ARRIVAL					
	DEPARTURE					

Note: if some travel details are missing, the Final Entry form needs to be submitted in time with date of arrival and means of transport. Flight# can be sent to the OC in separate messages.

DATE: _____

 SIGNATURE OF CHIEF OF DELEGATION

RANK/NAME: _____



11.4. C.P.C. MEMBERS

The list of CPC members, including duties, addresses and phone numbers, is published regularly by the CPC and can be downloaded at CISM website.

11.5. C.I.S.M. PARACHUTING RECORDS

The list of the CISM Parachuting records is published regularly by the CPC and can be downloaded at CISM website.

11.6. RESULTS OF C.I.S.M. CHAMPIONSHIPS

The list of the official results of the past Parachuting Military World Championships can be downloaded at CISM website.

all lists 11.4 – 11.6 can also be requested from CISM Parachuting Committee parachuting@milsport.one